

OKLAHOMA

MEN'S BASKETBALL

Mike Houck, Associate Communications Director

McClendon Center for Intercollegiate Athletics

180 West Brooks, Suite 2525 | Norman, OK 73019

Office: (405) 325-8227 | Cell: (405) 249-5892 | E-Mail: mhouck@ou.edu

www.SoonerSports.com | Twitter: @SoonerSportscom; @SoonerHoops; @LonKruger

26 NCAA Tournaments | 4 Final Fours | 14 Conference Championships | 30 All-Americans | 27 Postseason Appearances In The Last 30 Years

Oklahoma Schedule

N1 NORTHEASTERN STATE (Ex.) W 85-51
N6 WASHBURN (Ex.) W 85-59

N11 IDAHO STATE W 78-74
N18 COPPIN STATE W 92-65
N24 vs. Washington State # W 74-59
N25 vs. Santa Clara # W 85-73
N27 vs. Saint Louis # L 63-83

D2 SACRAMENTO STATE W 82-53
D8 ORAL ROBERTS W 73-59
D10 ARKANSAS W 78-63
D17 vs. Houston \$ W 79-74
D21 SOUTH CAROLINA STATE W 83-48
D29 at Cincinnati % 8 p.m. ESPN
D31 NORTHWESTERN STATE 2 p.m. SSN

J3 at Missouri 7 p.m. MSN
J7 KANSAS 1 p.m. ESPN
J9 at Oklahoma State 6 p.m. ESPN
J14 KANSAS STATE 12:30 p.m. Big 12
J17 TEXAS TECH 7 p.m. Big 12
J21 at Texas A&M 3 p.m. Big 12
J24 BAYLOR 7 p.m. Big 12
J28 at Kansas State 6 p.m. FSKC

F1 at Kansas 8 p.m. ESPN
F4 IOWA STATE 5 p.m. ESPN/2
F6 MISSOURI 6 p.m. ESPN
F11 at Texas Tech 7 p.m. TTSN
F14 TEXAS 7 p.m. Big 12
F18 at Iowa State 12:30 p.m. Big 12
F22 OKLAHOMA STATE 7 p.m. Big 12
F25 at Baylor 12:30 p.m. Big 12
F29 at Texas 8 p.m. ESPN2

M3 TEXAS A&M 3 p.m. Big 12
M7-10 Big 12 Championship ^ TBD B12/ESPN
M15-18 NCAA First/Second Rounds TBD CBS
M22-25 NCAA Regionals TBD CBS
M31/A2 NCAA Final Four TBD CBS

All times Central and subject to change

76 Classic (Anaheim, Calif.)

\$ All-College Classic (Oklahoma City)

% at U.S. Bank Arena

^ Kansas City, Mo.

"Big 12" is Big 12 Network regional television

"MSN" is Mizzou Sports Network

"FSKC" is Fox Sports Kansas City

"TTSN" is Texas Tech Sports Network

Radio (Sooner Sports Network)

Play-by-Play..... Toby Rowland

Analyst..... Mike Houck

TV (ESPN)

Play-by-Play..... Mike Crispino

Analyst..... Tim Welsh



OKLAHOMA (9-1)
SOONERS

At a Glance

Date Thursday, Dec. 29

Site Cincinnati, Ohio

Tip Time 8:05 p.m. CT

Radio KOKC 1520 AM in OKC;

..... KTBZ 1430 AM in Tulsa

TV ESPN

Internet..... ESPN3.com

Series..... Cincinnati leads 3-2



CINCINNATI (9-3)
BEARCATS

PROJECTED OKLAHOMA STARTERS

4 ANDREW FITZGERALD • F
6-8 • 247 • Jr. • Baltimore, Md.
Brewster Academy (N.H.)

PTS	REB	FG%	MIN
11.5	5.4	.476	25.2



NOTES: Averaging 14.6 points on .524 field goal shooting the last five games (averaged 8.4 on .400 shooting the first five games) ... Has scored at least 16 points three times in the last four games (season-high 17 twice) ... Logged double-double (12 points, 13 rebounds) vs. Santa Clara Nov. 25 ... An honorable mention All-Big 12 selection last year who started all 32 games ... Led OU's regulars last season with a .486 field goal mark.

24 ROMERO OSBY • F
6-8 • 232 • Jr. • Meridian, Miss.
Mississippi State University

PTS	REB	FG%	MIN
10.0	8.8	.434	25.7



NOTES: Averaging 10.0 points and team-high 8.8 rebounds (ranks third in Big 12) ... Leads Big 12 with 3.6 offensive rebounds per game ... Has grabbed at least 10 boards in five of 10 outings ... Has team-high three double-doubles ... Coming off a 10-point, career-high 18-rebound game vs. South Carolina State ... His 18 boards were the most by a Sooner in three seasons (Blake Griffin) ... A top-75 national recruit coming out of high school.

1 SAM GROOMS • G
6-1 • 203 • Jr. • Greensboro, N.C.
Chipola College (Fla.)

PTS	REB	AST	MIN
7.0	3.4	5.2	29.1



NOTES: Ranks fourth in Big 12 in assists (5.2) and second in assist-to-turnover ratio (2.9) ... Has recorded at least 6 assists five times and at least 8 assists three times ... Has 14 assists and just 1 turnover the last two contests ... Averaging a team-high 29.1 minutes ... Ranks second on squad with 28 free throw makes ... Rated as country's No. 3 juco prospect last year by JucoRecruiting.com ... Signed with South Florida out of high school.

2 STEVEN PLEDGER • G
6-4 • 222 • Jr. • Chesapeake, Va.
Atlantic Shores Christian School

PTS	REB	FG%	MIN
19.8	4.0	.575	29.6



NOTES: Dec. 19 Co-Big 12 Player of the Week ... Leads NCAA Division I guards with his .575 FG percentage and ranks No. 13 nationally in 3-point FG percentage (.490) ... Has scored at least 22 points each of last three games ... Leads Big 12 in scoring (19.8) and ranks fourth in treys (2.8) and sixth in FT percentage (.861) ... Has five 20-plus scoring efforts (three all of last year) ... Named to 76 Classic and All-College Classic all-tourney teams.

21 CAMERON CLARK • G
6-6 • 198 • So. • Sherman, Texas
Sherman High School

PTS	REB	AST	MIN
9.8	3.3	1.6	24.6



NOTES: Has scored in double figures in six of the last eight games (averaging 11.5 points in those eight) ... Scored a season-high 18 points Dec. 2 vs. Sacramento State ... Shooting .509 from the field and .556 from 3-point range the last six games (shot .297 and .000 in first four contests) ... Started all 32 games last year and averaged 9.4 points (ranked fourth on team) and 4.5 rebounds ... A consensus national top-40 recruit out of high school.

OKLAHOMA'S TOP RESERVES

No.	Name	Position	Height	Weight	Class	Points	Rebounds	Assists	Minutes
15	Tyler Neal	F	6-7	227	So.	6.8	3.5	1.0	17.6
14	Carl Blair	G	6-2	205	Jr.	3.6	1.8	2.7	15.1
5	C.J. Washington	F	6-7	230	Sr.	2.6	4.1	0.6	10.3
32	Casey Arent	C	6-10	227	Jr.	2.2	3.3	0.1	10.1
31	Barry Honoré	F	6-7	270	Sr.	1.0	0.9	0.0	5.0

PROJECTED CINCINNATI STARTERS

No.	Name	Position	Height	Weight	Class	Points	Rebounds	Assists	Minutes
24	Kelvin Gaines	C	6-10	225	Fr.	1.3	2.8	0.2	10.9
1	Cashmere Wright	G	6-0	175	Jr.	11.7	3.6	5.1	30.8
3	Dion Dixon	G	6-3	195	Sr.	13.3	3.9	1.9	31.9
23	Sean Kilpatrick	G	6-4	215	So.	15.4	4.4	1.7	33.6
44	JaQuon Parker	G	6-3	210	Jr.	10.4	5.2	1.6	21.0

Head Coach Lon Kruger

► Lon Kruger was named Oklahoma's 14th head men's basketball coach on April 1, 2011.

► Owns a 488-305 (.615) collegiate record over 25 years.

► Has coached at Texas-Pan American (52-59 record from 1982-86), Kansas State (81-46 from 1986-90), Florida (104-80 from 1990-96), Illinois (81-48 from 1996-00) and UNLV (161-71 from 2004-11).

► Served as head coach of NBA's Atlanta Hawks from 2000-03 (69-122 record) and was an assistant for New York Knicks (2003-04 season).

► Averaged 25.4 wins at UNLV over the last five years (four NCAA appearances and one NIT trip) and won at least 21 games each of those five seasons.

► Coached UNLV to a 55-25 (.688) Mountain West Conference record the last five seasons.

► Has taken teams to 13 NCAA Tournaments (14-13 record) and four NITs (4-5 record).

► Coached Florida to the 1994 Final Four, Kansas State to the 1988 Elite Eight and UNLV to the 2007 Sweet 16.

► Has led all five of the college programs he has coached to 20-win seasons.

► Is one of five coaches in Division I college basketball history to take four different schools to the NCAA Tournament and is one of three coaches to win an NCAA Tournament game at four schools.

► Is one of just two head coaches in Division I history to lead at least four different schools to multiple NCAA Tournament wins.

► Is one of four coaches to lead three different schools to NCAA Sweet 16 appearances.



Lon Kruger Year by Year

Year	School	Record	Pct.
1982-83	Pan American	7-21	.250
1983-84	Pan American	13-14	.481
1984-85	Pan American	12-16	.429
1985-86	Pan American	20-8	.714
1986-87	* Kansas State	20-11	.645
1987-88	* Kansas State	25-9	.735
1988-89	* Kansas State	19-11	.633
1989-90	* Kansas State	17-15	.531
1990-91	Florida	11-17	.393
1991-92	^ Florida	19-14	.576
1992-93	^ Florida	16-12	.571
1993-94	* Florida	29-8	.784
1994-95	* Florida	17-13	.567
1995-96	Florida	12-16	.429
1996-97	* Illinois	22-10	.688
1997-98	* Illinois	23-10	.697
1998-99	Illinois	14-18	.438
1999-00	* Illinois	22-10	.688
2004-05	^ UNLV	17-14	.548
2005-06	UNLV	17-13	.567
2006-07	* UNLV	30-7	.811
2007-08	* UNLV	27-8	.771
2008-09	^ UNLV	21-11	.656
2009-10	* UNLV	25-9	.735
2010-11	* UNLV	24-9	.727
2011-12	Oklahoma	9-1	.900
Totals		488-305	.615

* NCAA Tournament

^ National Invitation Tournament

THURSDAY'S GAME BASICS

A winner of five straight games, Oklahoma (9-1) plays its fifth contest away from home when it takes on Cincinnati (9-3) on Thursday at 8 p.m. CT at off-campus U.S. Bank Arena in Cincinnati, Ohio. The Sooners have won by an average of 20 points during their five-game winning streak. The Bearcats, who were ranked as high as No. 20 in the AP poll (Nov. 14), have rebounded from three losses over a six-game stretch to win their last four outings by an average of 34 points. Thursday's contest will air on the Sooner Radio Network (KOKC AM 1520 in Oklahoma City; KTBS AM 1430 in Tulsa) with **Toby Rowland** and **Mike Houck** announcing. The game will be televised by ESPNU with **Mike Crispino** and **Tim Welsh** calling the action.

SOONER UPDATE

► Picked to finish last (tied with Texas Tech) by Big 12 coaches in the league's preseason poll, Oklahoma holds the conference's fourth best record at 9-1. As of Tuesday, the Sooners are No. 36 in the CBSports.com RPI rankings.

► The Sooners' 9-1 start is their second best in last eight seasons (surpassed only by the 12-0 start during **Blake Griffin's** sophomore year of 2008-09).

► Since sustaining its only loss of the season to Saint Louis in the 76 Classic championship game on Nov. 27, Oklahoma has shot .472 from the field, .459 (34-for-74) from 3-point range and .758 (75-for-99) from the free throw line in wins over Sacramento State, Oral Roberts, Arkansas, Houston and South Carolina State. The Sooners held those four foes to combined .385 field goal and .266 (25-for-94) 3-point shooting, and have won by an average of 19.6 points.

► Oklahoma entered the week ranked No. 12 nationally (out of 338 Division I teams) in 3-point field goal percentage (.413), No. 29 in scoring (78.7 ppg) and No. 45 in free throw percentage (.733). OU also ranks in the top 10 with its +10.8 average rebounding margin.

► No OU team in the last 16 years averaged more points for an entire season than the Sooners' current average of 78.7 points per game. **Kelvin Sampson's** second OU squad averaged 79.0 points in 1995-96.

► The Sooners have scored at least 75 points seven times in their 10 games. Last year's team reached the 75-point mark seven times in its 32 contests.

► OU has shot better than .500 from behind the arc in three of its last five games.

► OU's wins over Sacramento State (by 29 points), Coppin State (27), Arkansas (15), Washington State (15), Oral Roberts (14) and Houston (5) represent those teams' largest margins of defeat this year. The Sooners also handed South Carolina State (35 points) its second worst defeat.

► The Sooners' pressure defense under new head coach **Lon Kruger** has boosted the team's offense through 10 games. Opponents have averaged 15.2 turnovers, resulting in 17.5 points per contest for OU on the other end of the floor. Foes haven't been as opportunistic, averaging 11.4 points off the Sooners' 12.5 turnovers per game.

► Rebounding was mentioned by Kruger several times in the preseason as a concern of his for 2011-12. However, OU has outboarded nine of its 10 opponents and ranks in the top 10

Stats Comparison



CATEGORY	OU	C
Overall Record	9-1	9-3
Points Per Game	78.7	72.8
Opp. Points Per Game	65.1	57.2
Rebounds Per Game	42.2	36.3
Rebounding Margin	+10.8	+3.5
Field Goal Pct.	.451	.462
Opp. Field Goal Pct.	.410	.394
3-Point Pct.	.413	.405
Opp. 3-Point Pct.	.326	.307
Free Throw Pct.	.733	.616
Personal Fouls Per Game	16.9	14.3
Assists Per Game	14.7	13.7
Turnovers Per Game	12.5	12.6
Blocked Shots Per Game	3.9	5.8
Steals Per Game	7.0	7.8



► Steven Pledger

No.	Name	Position	Height	Weight	Class	Hometown (Last School)
1	Sam Grooms	G	6-1	203	Jr.	Greensboro, N.C. (Chipola College [Fla.])
2	Steven Pledger**	G	6-4	222	Jr.	Chesapeake, Va. (Atlantic Shores Christian School)
3	T.J. Franklin	G	5-11	175	Sr.	Fort Worth, Texas (North Crowley HS)
4	Andrew Fitzgerald**	F	6-8	247	Jr.	Baltimore Md. (Brewster Academy [N.H.])
5	C.J. Washington*	F	6-7	230	Sr.	Stringtown, Okla. (Connors State JC)
12	Jarrod Kruger#	G	6-1	174	So.	Topeka, Kan. (Kansas State University)
13	James Frascilla	G	5-10	142	Fr.	Dallas, Texas (Highland Park HS)
14	Carl Blair*	G	6-2	205	Jr.	Houston, Texas (University of New Orleans)
15	Tyler Neal*	F	6-7	227	So.	Oklahoma City, Okla. (Putnam City West HS)
21	Cameron Clark*	G	6-6	198	So.	Sherman, Texas (Sherman HS)
22	Amath M'Baye#	F	6-9	214	Jr.	Bordeaux, France (University of Wyoming)
24	Romero Osby	F	6-8	232	Jr.	Meridian, Miss. (Mississippi State University)
31	Barry Honoré*	F	6-7	270	Sr.	Garland, Texas (Southern University)
32	Casey Arent	C	6-10	227	Jr.	Penryn, Calif. (Sierra College)

* Letters earned at Oklahoma #Sitting out 2011-12 season

2011-12 Big 12 Standings

Through Tuesday, Dec. 27

Team	Big 12			Overall		
	W	L	Pct.	W	L	Pct.
Baylor	0	0	.000	12	0	1.000
Missouri	0	0	.000	12	0	1.000
Kansas State	0	0	.000	10	1	.909
Oklahoma	0	0	.000	9	1	.900
Iowa State	0	0	.000	9	3	.750
Texas	0	0	.000	9	3	.750
Kansas	0	0	.000	8	3	.727
Texas A&M	0	0	.000	8	3	.727
Oklahoma State	0	0	.000	6	5	.545
Texas Tech	0	0	.000	6	5	.545



Oklahoma Quick Facts

Official Name: University of Oklahoma

Location: Norman, Okla.

Founded: 1890

Enrollment: 30,754

Nickname: Sooners

Colors: Crimson and Cream

President: David L. Boren

Athletics Director: Joe Castiglione

Arena: Lloyd Noble Center (12,000)

First Year of Basketball: 1907-08

NCAA Tournament Appearances: 26

NIT Appearances: 7

All-Time Record: 1,534-979 (.610)

Regular Season Conference Championships: 14 (1928, 1929, 1939, 1940, 1942, 1944, 1947, 1949, 1979, 1984, 1985, 1988, 1989, 2005)

Conference Tournament Championships: 7 (1979, 1985, 1988, 1990, 2001, 2002, 2003)

Head Coach: Lon Kruger (Kansas State '75)

Career Record: 488-305 (26th year)

Oklahoma Record: 9-1 (first year)

NCAA Appearances: 13 (most recent 2011)

NIT Appearances: 4 (most recent 2009)

Assistant Coaches: Chris Crutchfield (Nebraska-Omaha '92), Steve Henson (Kansas State '90), Lew Hill (Wichita State '88)

Director of Operations: Mike Shepherd (Kansas State '92)

Director of Student-Athlete Performance: Jozsef Szendrei (Oklahoma '03)

Video Coordinator: Scott Thompson

Equipment Manager: Marco Griego

Graduate Managers: Wade Mason, Teddy Owens

Athletics Trainer: Alex Brown

Team Physician: Dr. Brock Schnebel

Official Website: SoonersSports.com

nationally with its +10.8 margin per contest despite not starting anyone taller than 6-8. Included were a +34 effort against Coppin State (61-27) on Nov. 18 and a +27 performance against South Carolina State (63-36) last Wednesday. The Sooners own a 168-113 offensive rebounding advantage on the year (despite shooting .451 to their opponents' .410 mark).

PLEDGER OFF TO SIZZLING START

► After averaging 8.6 points and shooting .386 from the field and .345 from long distance over his first two seasons, junior guard **Steven Pledger** is averaging a Big 12-high 19.8 points this year and is shooting .575 from the field (ranks No. 1 among nation's guards) and .490 from 3-point range (single-season school record is .473 by **Tim Heskett** in 1998-99). In addition to pacing the league in scoring, Pledger ranks No. 3 in 3-point field goal percentage, No. 4 in field goal percentage and 3-pointers per game (2.8), No. 5 in free throw percentage (.861) and No. 10 in steals (1.4 per game).

► To help put Pledger's .575 field goal performance in perspective, the only OU guard since the start of the 3-point era in 1986-87 (25 years ago) to shoot at least .500 from the field over the course of an entire season was **Nolan Johnson** in 1999-00. Johnson shot .559 that year but only attempted two 3-point field goals and made none.

► Over the last three games, Pledger is averaging 25.0 points and 6.0 rebounds while shooting .625 (25-for-40) from the field, .550 (11-for-20) from 3-point distance and .875 (14-for-16) from the free throw line. He recorded his first career double-double with 31 points and 10 boards in the Dec. 17 All-College Classic win over Houston.

► Pledger has scored in double figures in each of his nine outings and has shot at least .500 from the field in every game except two. He has scored at least 20 points five times after doing it three times all of last season.

► Pledger is averaging 15.7 points in the second half of the last three games on 15-for-20 field goal and 5-for-7 3-point shooting.

► Pledger averaged 13.6 points per 40 minutes last season but has almost doubled that figure this year (26.8).

► Pledger has made 61 field goals this year, already putting him at 54 percent of last year's total (112). He is on pace for 197 field goals in this year's regular season.

MORE INDIVIDUAL NOTES

► Junior guard **Sam Grooms** has been strong at the point, ranking No. 4 in the Big 12 in assists (5.2) and No. 2 in assist-to-turnover ratio (2.9). He has recorded one or zero turnovers five times in 10 games and leads the Sooners in minutes (29.1). Over the last two outings, Grooms has 14 assists and one turnover.

► Junior forward **Romero Osby** leads the Big 12 with his 3.6 offensive rebounds per game and ranks third with his 8.8 overall boards per outing. He has recorded at least 10 rebounds on five occasions this year (his career high entering the season was eight). His 18 rebounds last game against South Carolina State were the most by a Sooner since **Blake Griffin's** 21 on March 4, 2009, at Missouri.

► Junior forward **Andrew Fitzgerald** has scored in double figures in each of the last five games (averaging 14.6 during stretch on .524 shooting) after doing it just twice in OU's first five outings (averaged 8.4 points on .400 shooting). He has scored at least 16 points in three of the last four games.

► Since sophomore guard **Calvin Newell** left the team on Dec. 1, sophomore forward **Tyler Neal's** production has jumped markedly. Neal is averaging 8.6 points, 3.8 rebounds and 1.6 assists over the last five games. In OU's first five games — before Newell announced he was transferring — Neal averaged 5.0 points, 3.2 rebounds and 0.4 assists.

► After averaging 3.0 points on .167 (3-for-18) shooting in OU's first two games, sophomore wing **Cameron Clark** has scored in double figures in six of the last eight outings and has netted at least 14 points in four of the last six. He is shooting .509 from the field and .556 from 3-point range (5-for-9) over the last six contests.

► Last Wednesday's OU win over South Carolina State leaves Kruger just 12 victories shy of 500 for his career. He ranks second among current Big 12 head coaches with 487 career wins (Texas' **Rick Barnes** has 533 victories).

CLEANING THE GLASS

► OU leads the Big 12 in rebounding margin at +10.8 (Kansas ranks second at +7.9), rebounds per game at 42.2 (ranks fifth nationally), offensive rebounds per game at 16.8 and offensive rebounding percentage at 46 percent (Kansas State ranks No. 2 at 42 percent).

► The Sooners have outrebounded nine of their 10 opponents. Washington State outboarded them by three (35-32).

► Oklahoma's top two rebounding totals of the 16-year Big 12 era have been recorded this year (63 vs. S.C. State and 61 vs. Coppin State).

► OU has pulled down double-digit offensive rebounds in all but the Sacramento State game (nine) and is averaging 16.8 offensive boards per contest to its opponents' 11.3. The Sooners are averaging 15.2 second-chance points while foes are averaging 10.1.

GETTING BETTER AWAY FROM HOME

After going 14-5 away from Lloyd Noble Center in the 2008-09 season, the Sooners went a combined 4-28 away from home the last two years (2-18 in true road games and 2-10 at neutral sites). So far this season, OU is 3-1 away from Norman (2-1 in the 76 Classic and 1-0 in the All-College Classic). **Steven Pledger** is averaging 20.5 points and 5.5 rebounds in those four contests, and is shooting .571 from the field and .522 (12-for-23) from 3-point range. The rest of the team is shooting .405 from the field and .333 (11-for-33) from deep in those four outings.

DEC. 21 SOUTH CAROLINA STATE RECAP (BOX SCORE ON PAGE 11 OF THESE NOTES)

► Oklahoma overcame .395 field goal shooting with strong defensive play and a 63-36 rebounding advantage to post an 83-48 home win over South Carolina State last Wednesday. The Sooners held the Bulldogs to .339 field goal and .125 (2-for-16) 3-point shooting.

AP Top 25 Poll**December 26**

School	Record
1. Syracuse (54)	13-0
2. Ohio State (5)	12-1
3. Kentucky (4)	11-1
4. Louisville (2)	12-0
5. North Carolina	11-2
6. Baylor	12-0
7. Duke	10-1
8. Missouri	12-0
9. Connecticut	10-1
10. Florida	10-2
11. Wisconsin	11-2
12. Georgetown	10-1
13. Indiana	12-0
14. Marquette	11-1
15. Mississippi State	12-1
16. Michigan State	11-2
17. Kansas	8-3
18. Michigan	10-2
19. UNLV	13-2
20. Murray State	13-0
21. Creighton	10-1
22. Pittsburgh	11-2
23. Virginia	10-1
24. Harvard	10-1
25. San Diego State	11-2

ESPN/USA Today Top 25 Poll**December 26**

School	Record
1. Syracuse (30)	13-0
2. Ohio State (1)	12-1
3. Kentucky	11-1
4. Louisville	12-0
5. Duke	10-1
6. North Carolina	11-2
7. Baylor	12-0
8. Missouri	12-0
9. Connecticut	10-1
10. Florida	10-2
11. Wisconsin	11-2
12. Georgetown	10-1
13. Marquette	11-1
14. Mississippi State	12-1
15. Indiana	12-0
16. Michigan	10-2
17. Michigan State	11-2
18. Kansas	8-3
19. Creighton	10-1
20. UNLV	13-2
21. Murray State	13-0
22. Pittsburgh	11-2
23. Harvard	10-1
24. Virginia	10-1
25. Kansas State	10-1

OU opponents and potential opponents in **bold**

► OU's 61 rebounds were its most in 22 years. Its 26 offensive rebounds were just two fewer than SCSU's 28 defensive boards.

► **Steven Pledger** was 6-for-15 from the field (just his second sub-.500 performance of the season) but still finished with a game-high 22 points with the help of 4 treys (on 10 attempts) and 6-for-6 free throw shooting.

► Junior forward **Romero Osby** recorded his third career double-double (all this season) with 10 points and a career-high 18 rebounds. The 18 boards were eight more than his previous career high and tied as the most by a Big 12 player this year. The 18 boards were the most by a Sooner since **Blake Griffin** pulled down 21 at Missouri on March 4, 2009 (span of 79 games).

► Junior forward **Andrew Fitzgerald** was 8-for-11 from the field and scored 17 points in just 22 minutes.

► Senior forward **C.J. Washington** came off the bench to supply five points and a career-high 12 rebounds (seven offensive) in only 13 minutes of action. His previous career high was eight rebounds. Junior center **Casey Arent** grabbed a career-high-tying nine boards.

PREVIEWING CINCINNATI

► Preseason No. 21 in the AP poll and No. 22 in the ESPN/USA Today version, unranked Cincinnati enters Thursday's game with a 9-3 record. The Bearcats, who are 7-2 at home and 2-1 on the road, have won their last four games by an average of 34 points. Their losses have come at home to Presbyterian (56-54) and Marshall (73-69 in overtime), and at Xavier (76-53).

► Cincinnati ranks No. 1 in the Big East Conference with its 8.2 3-point field goal makes per game and No. 2 in 3-point field goal percentage (.405) and scoring defense (57.2 ppg). The Bearcats are averaging 13.8 treys over their last four games.

► Sophomore guard **Sean Kilpatrick** is averaging a team-high 15.4 points per game. He ranks No. 2 in the Big East with his 2.6 treys per game and is shooting .413 from deep. Kilpatrick has scored in double figures 11 times and has three games of at least 20 points.

► Senior guard **Dion Dixon** has also scored in double figures in all but one outing, and averages 13.3 points, 3.9 boards and 1.9 assists.

► Junior point guard **Cashmere Wright** averages 11.7 points and 5.1 assists per game, but over the last three outings is averaging 19.7 points and 6.0 assists. He is shooting .600 from the field and .583 (14-for-24) from 3-point range in those games.

► Senior forward **Yancy Gates** (13.5 ppg, team-high 9.5 rpg), is serving a six-game suspension and will miss Thursday's contest.

► Head coach **Mick Cronin** is 96-80 in his sixth year at Cincinnati. The former UC assistant coach returned to the Bearcats following a three-year stint as head coach at Murray State (posted a 69-24 record there).

OU-CINCINNATI SERIES HISTORY

Thursday's game will mark the sixth between Oklahoma and Cincinnati, with the Bearcats owning a 3-2 series edge. OU won the first two meetings, 78-65 in 1985-86 in the All-College Tournament in Oklahoma City and 89-81 (in overtime) in the second round of the 1991 postseason NIT in Norman. Third-ranked Cincinnati posted a 72-59 home win during the 1998-99 season and, as the nation's No. 4 team the following year, beat the No. 21 Sooners by a 72-57 score in Norman. UC won 66-56 last year (Dec. 18) in Oklahoma City.

LAST YEAR VS. THE BEARCATS (BOX SCORE ON PAGE 11 OF THESE NOTES)

► Oklahoma shot .333 from the field (its fourth lowest mark of the year) and .182 from 3-point range (second lowest figure) in a 66-56 loss to Cincinnati (10-0) at the All-College Classic in Oklahoma City last Dec. 18. OU held Cincinnati to .420 field goal and .176 (3-for-17) 3-point marks. The Bearcats improved to 10-0.

► The Sooners, who never led, trailed 28-21 at halftime before scoring the first six points of the second half to draw within one. Cincinnati led by just five (49-44) with six minutes remaining before going on an 8-1 run to go ahead by 12 (57-45) with 3:22 left.

► Sophomore point guard **Carl Blair** finished with a game-high 15 points and OU highs of six rebounds and four assists, but also committed six turnovers. He was the only Sooner who shot at least 50 percent from the field (6-for-12).

► **Steven Pledger** netted 13 points while **Andrew Fitzgerald** contributed 10 points, five boards, two assists and three steals.

► **Cashmere Wright** and **Dion Dixon** led the Bearcats with 12 points each.

QUANTIFYING OU'S BASKETBALL TRADITION

► This is the 105th season of Oklahoma varsity basketball (the program's first game was Nov. 26, 1907).

► OU owns a 1,534-979 (.610) all-time record, ranking it 30th in NCAA Division I history in wins and 41st in winning percentage.

► Oklahoma has participated in four NCAA Final Fours (1939, 1947, 1988 and 2002) and in two NCAA championship games (it lost to Holy Cross in 1947 and to Kansas in 1988).

► OU has made 26 NCAA Tournament appearances and seven postseason NIT showings. Its has made 22 NCAA Tournament appearances over the last 29 years.

► Oklahoma has made 27 postseason appearances over the last 30 years (22 NCAA Tournaments and five NITs).

► The Sooners have won 14 regular season conference championships (most recently in 2005) and seven conference tournament titles (including the 2001, 2002 and 2003 Big 12 crowns).

► The Sooners posted the eighth best NCAA Division I winning percentage (.731) in the 1980s and the eighth best (.738) in the 2000s.

► Twenty different Sooners have earned All-America honors a total of 30 times. They have earned consensus first-team All-America acclaim nine times and consensus second-team honors on four occasions.

► **Wayman Tisdale** was a three-time consensus first-team All-American during his three seasons at OU (1983-85).

► Oklahoma players have earned first-team all-conference accolades a total of 73 times.

► The Sooners own a winning record against eight of the other nine members of the Big 12 Conference (Kansas is the only league program with a series lead against OU).

► OU has played its home games in four different venues: the OU Gymnasium (1907-1919), the R.O.T.C. Armory (1919-1928), the OU Field House (1928-75) and Lloyd Noble Center (1975-present).

PLAYER NOTES

1 SAM GROOMS (6-1, 203, JUNIOR, GUARD)

- ▶ Averaging 7.0 points, 3.4 boards and 5.2 assists in team-high 29.1 minutes a contest.
- ▶ Ranks fourth in Big 12 in assists and second in assist-to-turnover ratio (2.9).
- ▶ Registered 16 assists and just 1 turnover during the last two games.
- ▶ Recorded 17 assists and 4 turnovers in three 76 Classic games Nov. 24-27 (4.3 ratio).
- ▶ Point guard who transferred from Chipola College in Florida.
- ▶ Rated as nation's third-best junior college player in 2010-11 by JucoRecruiting.com.
- ▶ Started 50 games in his two seasons at Chipola (averaged 11.1 points, 5.9 assists last year).

2 STEVEN PLEDGER (6-4, 222, JUNIOR, GUARD)

- ▶ Averaging 19.8 points (leads Big 12), 4.0 rebounds and 1.8 assists in 29.6 minutes a game.
- ▶ Averaging 25.0 points on .625 field goal and .550 3-point shooting over the last three games.
- ▶ Ranks first nationally among guards with his .575 field goal percentage (.625 last 5 games).
- ▶ Ranks 13th nationally with his .490 3-point percentage (.560 last 5 games).
- ▶ Recorded first career double-double vs. Houston on Dec. 17 (31 points, 10 rebounds).
- ▶ Has five games of at least 20 points this year (had three all of last season).
- ▶ Averaging 26.8 points per 40 minutes (averaged 13.6 points per 40 minutes last year).
- ▶ Named to 76 Classic and All-College Classic all-tournament teams.
- ▶ Suspended for opener vs. Idaho State (impermissible participation in summer pro-am game).
- ▶ Averaged a team-high 15.4 points in OU's wins last year compared to 7.4 points in losses.
- ▶ Shot .416 from 3-point range at home last year and .284 away from home.
- ▶ Scored a career-high 38 points (career highs of 12 field goals, 7 treys and 7 free throw makes) in overtime win at Iowa State last season (scored 17 of team's final 21 points).

3 T.J. FRANKLIN (5-11, 175, SENIOR, GUARD)

- ▶ Averaging 3.4 minutes in his seven games this year (has 2 points and 2 assists).
- ▶ Played a career-high 9 minutes Dec. 2 vs. Sacramento State (2 points, 1 assist, 1 steal).
- ▶ A walk-on point guard who is the only fourth-year player on team.
- ▶ Played a total of 16 minutes last year (12 games) and scored four points.
- ▶ Helped North Crowley HS (Fort Worth, Texas) to 38-1 record and 2008 Class 5A state title.
- ▶ Voted by teammates as squad's hardest worker, best leader by example, most impressive in the weight room, fastest from baseline to baseline and best video game player.
- ▶ An information studies major at OU who graduated No. 7 in his high school class.

4 ANDREW FITZGERALD (6-8, 247, JUNIOR, FORWARD)

- ▶ Averaging 11.0 points to go along with 5.4 rebounds (ranks second on team) per game.
- ▶ Turned in a season-high 17-point effort against Arkansas Dec. 10 (in 23 minutes).
- ▶ Averaging 14.6 points the last five games (all wins) after averaging 8.0 the first five.
- ▶ Shooting .524 from field the last five outings after shooting .400 the first five.
- ▶ Averaged 7.3 boards in three 76 Classic games (tied for second most in tournament).
- ▶ OU's leading returning scorer (12.6) and rebounder (5.0) from last season. Also led team with his 21 blocked shots and 34 steals in an average of 30.8 minutes per game.
- ▶ An honorable mention All-Big 12 selection as a sophomore last season.
- ▶ Started all 32 games last year and scored at least 10 points 22 times (at least 20 four times).
- ▶ Arrived at OU in summer 2009 weighing 273 pounds but entered 2011-12 season at 247.

5 C.J. WASHINGTON (6-7, 230, SENIOR, FORWARD)

- ▶ Averaging 2.6 points and 4.1 rebounds in 10.3 minutes a game (DNP in season opener).
- ▶ Coming off a 5-point, career-high 12-rebound game vs. South Carolina State (in 13 minutes).
- ▶ Seven of his 12 boards against South Carolina State were offensive.
- ▶ Leads team in rebounds per minute (40-minute projection is 15.9 boards).
- ▶ Handed out 3 assists vs. Coppin State in his first game of year (recorded 2 all of last season).
- ▶ Came off bench in each of his 31 games last year and averaged 2.5 points and 3.1 rebounds.
- ▶ A first-team junior college All-American at Connors State College (Warner, Okla.) in 2009-10 when he averaged 19.3 points, a school-record 13.0 rebounds and 1.8 block per game.
- ▶ Named the 2010 Region II Junior College Player of the Year and Region II Tournament MVP.
- ▶ Recorded 25 double-doubles in his 32 games (including a stretch of 14 straight).

13 JAMES FRASCHILLA (5-10, 142, FRESHMAN, GUARD)

- ▶ A walk-on point guard from Dallas, Texas, who has 2 points in his 4 appearances (5 minutes).
- ▶ Helped Highland Park HS to a 22-8 record last year and a District 10-4A championship.
- ▶ Averaged 5.9 points, 5.0 assists and 2.7 steals as a senior to earn all-district honors.
- ▶ Voted by teammates as the Sooner who would make the best college head coach.
- ▶ Son of ESPN analyst and former college head coach Fran Fraschilla.

14 CARL BLAIR (6-2, 205, JUNIOR, GUARD)

- ▶ Averaging 3.6 points and 2.7 assists in 15.1 min. a game (has come off bench last 9 games).
- ▶ Started season opener vs. Idaho State (season highs of 12 points, 6 rebounds, 5 assists).
- ▶ Shot .250 from 3-point range last year (14-for-56) but is already 8-for-18 this year (.444).
- ▶ Played in 30 of team's 32 games last year and made 25 starts (including last 22 contests).
- ▶ Averaged 7.5 points and team-high 4.7 assists in 27.6 minutes a game.
- ▶ Assists average ranked third in Big 12.
- ▶ Led Sooners in assists in 21 games, including nine of the last 10.
- ▶ Transfer from New Orleans who averaged 9.2 points, 4.4 rebounds and 3.7 assists in 2009-10.
- ▶ Recorded triple-double at New Orleans (13 points, 10 rebounds and 11 assists).

15 TYLER NEAL (6-7, 227, SOPHOMORE, FORWARD)

- ▶ Has come off the bench to average 6.8 points and 3.5 boards in 17.6 minutes an outing.
- ▶ Shooting .419 (13-for-31) from 3-point range and .895 (16-for-17) from free throw line.
- ▶ Recorded a career-high 18-point game vs. Arkansas Dec. 10 (career highs of 4 treys, 4 assists).
- ▶ Played in 26 of team's 32 games last year as a freshman and made six starts.
- ▶ Averaged 4.2 points and 2.3 rebounds in 12.5 minutes a game.
- ▶ One of team's better free throw shooters last year (.814).
- ▶ Scored a career-high 16 points and pulled down six rebounds vs. Virginia in Maui Invitational.
- ▶ Earned state-player-of-the-year honors from Gatorade, the Oklahoma Coaches Association and The Oklahoman as a high school senior at Putnam City West.

21 CAMERON CLARK (6-6, 198, SOPHOMORE, GUARD)

- ▶ Has started all 42 games of his college career.
- ▶ Averaged 3.0 points in first two games (3-for-18 FGs); averaging 11.5 in eight games since.
- ▶ Has scored in double figures six of the last eight games (shooting .487 during stretch).
- ▶ Ranked fourth on team in scoring (9.3 ppg) last year and third in rebounding (4.5 rpg).
- ▶ Ranked eighth in Big 12 (second among freshmen) with his 33.6 minutes per game.
- ▶ Scored in double figures 14 times and netted at least 25 points twice.
- ▶ Averaged 13.1 points in wins and 6.3 points in losses.
- ▶ Played at least 40 minutes on seven occasions.
- ▶ Ranked No. 32 as a high school senior by ESPN, No. 34 by Rivals.com and No. 39 by Scout.com.

24 ROMERO OSBY (6-8, 232, JUNIOR, FORWARD)

- ▶ Averaging 10.0 points and team-high 8.8 rebounds in 25.7 minutes a game.
- ▶ Ranks third in Big 12 in rebounding and first in offensive rebounding (3.6 per game).
- ▶ Has grabbed 10+ rebounds in five of 10 outings (at least 6 boards in all but one game).
- ▶ Coming off a 10-point, career-high 18-rebound game against South Carolina State.
- ▶ His 18 rebounds vs. S.C. State were the most by a Sooner in three seasons (Blake Griffin).
- ▶ Registered 17 points, 10 boards and four assists (all career highs at the time) in opener vs. Idaho State and followed with another double-double (11 points, 10 boards) vs. Coppin State.
- ▶ Sat out last season after transferring from Mississippi State University.
- ▶ Averaged 4.2 points and 2.6 rebounds in 12.8 minutes a game during his two seasons at MSU.
- ▶ Played in 35 of 36 games as a sophomore (three starts) and averaged 4.3 points and 2.6 boards.
- ▶ A two-time high school all-state performer in Mississippi who was rated No. 57 nationally by Rivals.com and No. 70 by Scout.com.

31 BARRY HONORÉ (6-7, 270, SENIOR, FORWARD)

- ▶ Averaging 1.0 point, 0.9 boards and 0.7 blocks in 5.0 minutes a game.
- ▶ Played season-high 10 minutes vs. Arkansas Dec. 10 (2 points and season-high 3 rebounds).
- ▶ A walk-on who transferred from Southern University and is one of three seniors on the team.
- ▶ Averaged 1.2 points and 1.0 rebound in 5.7 minutes a game last year (shot .632 from field).
- ▶ Named 2008 Southwestern Athletic Conference Freshman of the Year after averaging 8.8 points and 5.1 rebounds a game at Southern.
- ▶ Started 54 of his 60 games during his two-year career at Southern.

32 CASEY ARENT (6-10, 227, JUNIOR, CENTER)

- ▶ Averaging 2.2 points and 3.3 boards in 10.1 minutes per outing.
- ▶ Has 15 offensive rebounds and 15 defensive boards.
- ▶ Scored 4 points and tied a career high with 9 rebounds last game vs. S.C. State (10 minutes).
- ▶ Rated as the nation's 22nd-best juco player last year by JucoRecruiting.com.
- ▶ Earned first-team All-Big 8 and first-team all-state honors as a sophomore last year at Sierra College in Rocklin, Calif.
- ▶ Averaged 19.1 points and 11.4 rebounds per game last season (17 double-doubles).

SEASON STATISTICS

#	Player	gp-gs	min	avg	Total		3-Point		F-Throw		Rebounds				pf	dq	a	to	blk	stl	pts	avg
					fg-fga	fg%	3fg-fga	3fg%	ft-fa	ft%	off	def	tot	avg								
02	Pledger, Steven	9-9	266	29.6	61-106	.575	25-51	.490	31-36	.861	15	21	36	4.0	19	0	16	12	1	13	178	19.8
11	Newell, Calvin	5-0	98	19.6	25-51	.490	10-26	.385	5-7	.714	3	5	8	1.6	4	0	4	4	0	3	65	13.0
04	Fitzgerald, Andrew	10-10	252	25.2	49-103	.476	0-0	.000	17-25	.680	24	30	54	5.4	27	0	3	8	7	7	115	11.5
24	Osby, Romero	10-10	257	25.7	36-83	.434	2-6	.333	26-37	.703	36	52	88	8.8	18	1	11	12	10	7	100	10.0
21	Clark, Cameron	10-10	246	24.6	40-94	.426	5-13	.385	13-23	.565	10	23	33	3.3	19	0	16	16	8	7	98	9.8
01	Grooms, Sam	10-10	291	29.1	18-56	.321	6-20	.300	28-40	.700	6	28	34	3.4	17	0	52	18	0	10	70	7.0
15	Neal, Tyler	10-0	176	17.6	19-44	.432	13-31	.419	17-19	.895	8	27	35	3.5	18	0	10	10	1	8	68	6.8
14	Blair, Carl	10-1	151	15.1	9-26	.346	8-18	.444	10-15	.667	5	13	18	1.8	15	0	27	23	0	9	36	3.6
05	Washington, C.J.	9-0	93	10.3	10-22	.455	0-0	.000	3-4	.750	14	23	37	4.1	8	0	5	3	3	0	23	2.6
32	Arent, Casey	9-0	91	10.1	9-24	.375	0-0	.000	2-2	1.000	15	15	30	3.3	15	0	1	12	2	4	20	2.2
31	Honore, Barry	10-0	50	5.0	4-8	.500	0-0	.000	2-2	1.000	7	2	9	0.9	4	0	0	3	7	0	10	1.0
13	Fraschilla, James	4-0	5	1.3	1-2	.500	0-0	.000	0-0	.000	1	0	1	0.3	2	0	0	0	0	0	2	0.5
03	Franklin, T.J.	7-0	24	3.4	1-6	.167	0-2	.000	0-0	.000	1	2	3	0.4	3	0	2	3	0	2	2	0.3
Team											23	13	36					1				
Total.....		10	2000		282-625	.451	69-167	.413	154-210	.733	168	254	422	42.2	169	1	147	125	39	70	787	78.7
Opponents.....		10	2000		234-571	.410	71-218	.326	112-165	.679	113	201	314	31.4	194	7	142	152	24	56	651	65.1

TEAM STATISTICS	OU	OPP	Date	Opponent	Score	Att.
SCORING	787	651	11/11/11	IDAHO STATE	w 78-74	7622
Points per game	78.7	65.1	11/18/11	COPPIN STATE	w 92-65	7460
Scoring margin	+13.6	-	# 11/24/11	vs Washington State	w 74-59	1457
FIELD GOALS-ATT	282-625	234-571	# 11/25/11	vs Santa Clara	w 85-73	1777
Field goal pct	.451	.410	# 11/27/11	vs Saint Louis	L 63-83	2637
3 POINT FG-ATT	69-167	71-218	12/02/11	SACRAMENTO STATE	w 82-53	7460
3-point FG pct	.413	.326	12/08/11	ORAL ROBERTS	w 73-59	7699
3-pt FG made per game	6.9	7.1	12/10/11	ARKANSAS	w 78-63	9077
FREE THROWS-ATT	154-210	112-165	\$ 12/17/11	vs Houston	w 79-74	5303
Free throw pct	.733	.679	12/21/11	SOUTH CAROLINA STATE	w 83-48	8136
F-Throws made per game	15.4	11.2				
REBOUNDS	422	314	# 76 Classic (Anaheim, Calif.)			
Rebounds per game	42.2	31.4	\$ All-College Classic (Oklahoma City, Okla.)			
Rebounding margin	+10.8	-				
ASSISTS	147	142				
Assists per game	14.7	14.2				
TURNOVERS	125	152				
Turnovers per game	12.5	15.2				
Turnover margin	+2.7	-				
Assist/turnover ratio	1.2	0.9				
STEALS	70	56				
Steals per game	7.0	5.6				
BLOCKS	39	24				
Blocks per game	3.9	2.4				
ATTENDANCE	47454	11174				
Home games-Avg/Game	6-7909	0-0				
Neutral site-Avg/Game	-	4-2794				

Score by Periods	1st	2nd	Totals
Oklahoma	378	409	787
Opponents	290	361	651

SEASON RESULTS

Date	Opponent	Score	W/L	Attend.	Points Leader	Rebounds Leader	Assists Leader
11/11	Idaho State	78-74	W	7,622	Newell 19	Osby 10	Grooms 8
11/18	Coppin State	92-65	W	7,460	Pledger 20	Osby 10	Blair, Clark 4
11/24	vs. Washington State #	74-59	W	1,457	Newell 18	Fitzgerald 7	Grooms 10
11/25	vs. Santa Clara #	85-73	W	1,777	Pledger 26	Fitzgerald 13	Grooms 6
11/27	vs. Saint Louis #	63-83	L	2,637	Clark, Osby 14	Clark, Osby 6	Pledger 2
12/2	Sacramento State	82-53	W	7,460	Clark 18	Blair 5	Pledger 5
12/8	Oral Roberts	73-59	W	7,699	Pledger 17	Clark 8	Grooms 5
12/10	Arkansas	78-36	W	9,077	Pledger 22	Fitzgerald 8	Neal 4
12/17	vs. Houston \$	79-74	W	5,303	Pledger 31	Osby, Pledger 10	Grooms 8
12/21	South Carolina State	83-48	W	8,136	Pledger 22	Osby 18	Grooms 6
12/29	at Cincinnati %						
12/31	Northwestern State						
1/3	at Missouri						
1/7	Kansas						
1/9	at Oklahoma State						
1/14	Kansas State						
1/17	Texas Tech						
1/21	at Texas A&M						
1/24	Baylor						
1/28	at Kansas State						
2/1	at Kansas						
2/4	Iowa State						
2/6	Missouri						
2/11	at Texas Tech						
2/14	Texas						
2/18	at Iowa State						
2/22	Oklahoma State						
2/25	at Baylor						
2/29	at Texas						
3/3	Texas A&M						

Associated Press rankings in parentheses

76 Classic (Anaheim, Calif.)

\$ All-College Classic (Oklahoma City, Okla.)

% at U.S. Bank Arena

Record Summary	Overall	Home	Away	Neutral
All Games	9-1	6-0	0-0	3-1
Big 12 Games	0-0	0-0	0-0	0-0
Non-Conference Games	9-1	6-0	0-0	3-1

POINTS-REBOUNDS-ASSISTS

Date	Opponent	1 GROOMS	2 PLEDGER	3 FRANKLIN	4 FTZGERLD	5 WASHGTON	11 NEWELL	13 FRASCH.	14 BLAIR	15 NEAL	21 CLARK	24 OSBY	31 HONORÉ	32 ARENT
11/11	Idaho State	<u>11-6-8</u>	DNP	0-0-0	<u>7-1-0</u>	DNP	19-2-0	DNP	<u>12-6-5</u>	4-7-1	<u>2-3-0</u>	<u>17-10-4</u>	2-0-0	4-1-0
11/18	Coppin State	<u>4-4-1</u>	<u>20-2-3</u>	0-0-0	<u>10-8-0</u>	6-8-3	14-2-1	0-0-0	6-0-4	9-3-1	<u>4-4-4</u>	<u>11-10-0</u>	2-3-0	6-9-1
11/24	vs. Washington State #	<u>9-1-10</u>	<u>14-2-0</u>	0-0-1	<u>9-7-0</u>	0-2-0	18-1-3	DNP	0-0-0	2-3-0	<u>11-2-1</u>	<u>9-6-0</u>	0-0-0	2-3-0
11/25	vs. Santa Clara #	<u>12-5-6</u>	<u>26-7-0</u>	DNP	<u>12-13-0</u>	0-4-0	8-2-0	DNP	2-0-2	3-2-0	<u>11-2-1</u>	<u>9-10-1</u>	0-0-0	2-2-0
11/27	vs. Saint Louis #	<u>0-2-1</u>	<u>11-3-2</u>	DNP	<u>4-2-0</u>	2-2-0	6-1-0	DNP	3-1-1	7-1-0	<u>14-6-1</u>	<u>14-6-0</u>	0-0-0	2-1-0
12/2	Sacramento State	<u>9-4-4</u>	<u>15-1-5</u>	2-0-1	<u>13-4-1</u>	2-1-1	**	DNP	5-5-3	8-3-1	<u>18-3-3</u>	<u>8-4-3</u>	2-1-0	0-3-0
12/8	Oral Roberts	<u>2-4-5</u>	<u>17-3-3</u>	0-0-0	<u>16-3-0</u>	8-6-1	**	0-0-0	2-0-3	5-3-1	<u>16-8-2</u>	<u>7-7-0</u>	0-0-0	0-2-0
12/10	Arkansas	<u>6-3-3</u>	<u>22-3-2</u>	0-1-0	<u>17-8-0</u>	0-2-0	**	0-0-0	3-2-2	18-5-4	<u>0-1-3</u>	<u>10-7-2</u>	2-3-0	0-0-0
12/17	vs. Houston \$	<u>10-2-8</u>	<u>31-10-0</u>	DNP	<u>10-6-2</u>	0-0-0	**	DNP	0-2-2	9-6-1	<u>14-2-0</u>	<u>5-10-0</u>	0-0-0	DNP
12/21	South Carolina State	<u>7-3-6</u>	<u>22-5-1</u>	0-1-1	<u>17-2-0</u>	5-12-0	**	2-1-0	3-2-5	3-2-1	<u>8-2-1</u>	<u>10-18-1</u>	2-2-0	4-9-0
12/29	at Cincinnati %													
12/31	Northwestern State													
1/3	at Missouri													
1/7	Kansas													
1/9	at Oklahoma State													
1/14	Kansas State													
1/17	Texas Tech													
1/21	at Texas A&M													
1/24	Baylor													
1/28	at Kansas State													
2/1	at Kansas													
2/4	Iowa State													
2/6	Missouri													
2/11	at Texas Tech													
2/14	Texas													
2/18	at Iowa State													
2/22	Oklahoma State													
2/25	at Baylor													
2/29	at Texas													
3/3	Texas A&M													

Associated Press rankings in parentheses

76 Classic (Anaheim, Calif.)

\$ All-College Classic (Oklahoma City, Okla.)

% at U.S. Bank Arena

** Left team

MISCELLANEOUS STATS

Dunks

Romero Osby.....	16
Cameron Clark.....	7
Andrew Fitzgerald.....	3
Tyler Neal.....	2
Steven Pledger.....	2
Casey Arent.....	1
Calvin Newell.....	1

Charges Taken

Romero Osby.....	5
Andrew Fitzgerald.....	3
Steven Pledger.....	2
Casey Arent.....	1
Carl Blair.....	1
Cameron Clark.....	1
T.J. Franklin.....	1
Tyler Neal.....	1
C.J. Washington.....	1

GAME-BY-GAME TEAM STATS

	FG-A	Pct.	3FG-A	Pct.	FT-A	Pct.	O/D/T	PF	A	TO	B	S	1	2	TP
Idaho State at Oklahoma	28-60 23-63	.467 .365	7-24 8-23	.292 .348	11-17 24-33	.647 .727	12/25/37 18/23/41	30 20	22 18	20 15	0 6	7 8	34 31	40 47	74 78
Coppin State at Oklahoma	20-55 36-79	.364 .456	9-33 10-24	.273 .417	16-27 10-13	.593 .769	10/17/27 28/33/61	14 21	13 18	15 15	2 5	8 5	23 42	42 50	65 92
Oklahoma # vs. Washington State #	27-60 22-52	.450 .423	9-20 7-17	.450 .412	11-18 8-11	.611 .727	13/19/32 13/22/35	14 18	14 12	11 22	3 3	7 5	38 40	36 19	74 59
Santa Clara # vs. Oklahoma #	24-68 28-60	.353 .467	14-33 5-16	.424 .313	11-13 24-32	.846 .750	12/21/33 15/34/49	24 18	17 10	9 11	2 4	4 1	19 42	54 43	73 85
Saint Louis # vs. Oklahoma #	29-48 25-60	.604 .417	9-17 3-10	.529 .300	16-20 10-15	.800 .667	5/24/29 15/16/31	17 22	19 5	11 12	1 1	1 5	39 30	44 33	83 63
Sacramento State at Oklahoma	19-43 31-54	.442 .574	6-11 11-20	.545 .550	9-14 9-12	.643 .750	7/16/23 9/20/29	14 11	13 22	22 12	1 6	7 16	25 45	28 37	53 82
Oral Roberts at Oklahoma	22-60 27-54	.367 .500	1-15 3-7	.067 .429	14-19 16-20	.737 .800	16/15/31 14/24/38	18 19	11 15	12 15	3 3	9 7	24 34	35 39	59 73
Arkansas at Oklahoma	20-58 26-50	.345 .520	7-27 8-16	.259 .500	16-20 18-23	.800 .783	12/14/26 11/27/38	20 16	11 16	13 17	5 4	7 6	15 37	38 41	63 78
Houston \$ vs. Oklahoma \$	30-68 27-64	.441 .422	9-25 6-10	.360 .600	5-7 19-24	.714 .792	18/19/37 19/21/40	21 12	14 13	13 9	2 2	2 7	37 40	37 39	74 79
South Carolina State at Oklahoma	20-59 32-81	.339 .395	2-16 6-21	.125 .286	6-17 13-20	.353 .650	8/28/36 26/37/63	18 16	10 16	15 8	5 5	6 8	39 24	44 24	83 48
Oklahoma % at Cincinnati %															
Northwestern State at Oklahoma															
Oklahoma at Missouri															
Kansas at Oklahoma															
Oklahoma at Oklahoma State															
Kansas State at Oklahoma															
Texas Tech at Oklahoma															
Oklahoma at Texas A&M															
Baylor at Oklahoma															
Oklahoma at Kansas State															
Oklahoma at Kansas															
Iowa State at Oklahoma															
Missouri at Oklahoma															
Oklahoma at Texas Tech															
Texas at Oklahoma															
Oklahoma at Iowa State															
Oklahoma State at Oklahoma															
Oklahoma at Baylor															
Oklahoma at Texas															
Texas A&M at Oklahoma															

Associated Press rankings in parentheses

76 Classic (Anaheim, Calif.)

\$ All-College Classic (Oklahoma City, Okla.)

% at U.S. Bank Arena

INDIVIDUAL HIGHS

OKLAHOMA HIGHS

Points	31, Steven Pledger vs. Houston (12/17)
Field Goals	10, Steven Pledger vs. Houston (12/17) 10, Steven Pledger vs. Santa Clara (11/25)
Field Goal Attempts	17, Andrew Fitzgerald vs. Oral Roberts (12/8)
Field Goal Pct. (min. 7 made)	.769 (10-for-13), Steven Pledger vs. Houston (12/17)
3-Point Field Goals	4, Steven Pledger vs. Houston (12/17) 4, Tyler Neal vs. Arkansas (12/10) 4, Steven Pledger vs. Santa Clara (11/25) 4, Calvin Newell vs. Washington State (11/24) 4, Calvin Newell vs. Idaho State (11/11)
3-Point Field Goal Attempts	11, Calvin Newell vs. Idaho State (11/11)
3-Point Field Goal Pct. (min. 4 made)	.800 (4-for-5), Steven Pledger vs. Houston (12/17)
Free Throws	8, Sam Grooms vs. Santa Clara (11/25)
Free Throw Attempts	12, Sam Grooms vs. Santa Clara (11/25)
Free Throw Pct.	1.000 (7-for-7), Steven Pledger vs. Houston (12/17)
Rebounds	18, Romero Osby vs. South Carolina State (12/21)
Assists	10, Sam Grooms vs. Washington State (11/24)
Turnovers	5, Steven Pledger vs. Arkansas (12/10)
Blocked Shots	3, Cameron Clark vs. Sacramento State (12/2)
Steals	3, Romero Osby vs. South Carolina State (12/21) 3, Andrew Fitzgerald vs. Sacramento State (12/2) 3, Sam Grooms vs. Sacramento State (12/2) 3, Steven Pledger vs. Sacramento State (12/2) 3, Steven Pledger vs. Washington State (11/24)

OPPONENT HIGHS

Points	27, Evan Rocquemoire, Santa Clara (11/25)
Field Goals	9, BJ Young, Arkansas (12/10) 9, Brian Conklin, Saint Louis (11/27)
Field Goal Attempts	19, Kevin Foster, Santa Clara (11/25)
Field Goal Pct. (min. 7 made)	.818 (9-for-11), Brian Conklin, Saint Louis (11/27)
3-Point Field Goals	7, Evan Rocquemoire, Santa Clara (11/25)
3-Point Field Goal Attempts	11, Evan Rocquemoire, Santa Clara (11/25)
3-Point Field Goal Pct. (min. 4 made)	.800 (4-for-5), Cody Ellis, Saint Louis (11/27)
Free Throws	8, Rickey Scott, Arkansas (12/10)
Free Throw Attempts	10, Rickey Scott, Arkansas (12/10) 10, Tony Gallo vs. Coppin State (11/18)
Free Throw Pct.	1.000 (7-for-7), Brian Conklin, Saint Louis (11/27)
Rebounds	9, Antonio Williams, Coppin State (11/18)
Assists	10, Evan Rocquemoire, Santa Clara (11/25)
Turnovers	7, Dylan Garrity, Sacramento State (12/2)
Blocked Shots	4, Omar Sanders, South Carolina State (12/21) 4, Hunter Mickelson, Arkansas (12/10)
Steals	3, BJ Young, Arkansas (12/10) 3, Michael Craion, Oral Roberts (12/8) 3, Kevin Foster, Santa Clara (11/25) 3, Chase Grabau, Idaho State (11/11) 3, Melvin Morgan, Idaho State (11/11)

OKLAHOMA'S TOP INDIVIDUAL PERFORMANCES

POINTS

31.....	Steven Pledger vs. Houston (12/17)
26.....	Steven Pledger vs. Santa Clara (11/25)
22.....	Steven Pledger vs. South Carolina State (12/21)
22.....	Steven Pledger vs. Arkansas (12/10)
20.....	Steven Pledger vs. Coppin State (11/18)
19.....	Calvin Newell vs. Idaho State (11/11)
18.....	Tyler Neal vs. Arkansas (12/10)
18.....	Cameron Clark vs. Sacramento State (12/2)
18.....	Calvin Newell vs. Washington State (11/24)

REBOUNDS

18.....	Romero Osby vs. South Carolina State (12/21)
13.....	Andrew Fitzgerald vs. Santa Clara (11/25)
12.....	C.J. Washington vs. South Carolina State (12/21)
10.....	Romero Osby vs. Houston (12/17)
10.....	Steven Pledger vs. Houston (12/17)
10.....	Romero Osby vs. Santa Clara (11/25)
10.....	Romero Osby vs. Coppin State (11/18)
10.....	Romero Osby vs. Idaho State (11/11)

ASSISTS

10.....	Sam Grooms vs. Washington State (11/24)
8.....	Sam Grooms vs. Houston (12/17)
8.....	Sam Grooms vs. Idaho State (11/11)
6.....	Sam Grooms vs. South Carolina State (12/21)
6.....	Sam Grooms vs. Santa Clara (11/25)

BLOCKED SHOTS

3.....	Cameron Clark vs. Sacramento State (12/2)
2.....	9 times

STEALS

3.....	Romero Osby vs. South Carolina State (12/21)
3.....	Andrew Fitzgerald vs. Sacramento State (12/2)
3.....	Sam Grooms vs. Sacramento State (12/2)
3.....	Steven Pledger vs. Sacramento State (12/2)
3.....	Steven Pledger vs. Washington State (11/24)

3-POINT FIELD GOALS

4.....	Steven Pledger vs. South Carolina State (12/21)
4.....	Steven Pledger vs. Houston (12/17)
4.....	Tyler Neal vs. Arkansas (12/10)
4.....	Steven Pledger vs. Santa Clara (11/25)
4.....	Calvin Newell vs. Washington State (11/24)
4.....	Calvin Newell vs. Idaho State (11/11)

MINUTES

38.....	Sam Grooms vs. Houston (12/17)
37.....	Steven Pledger vs. Houston (12/17)
37.....	Sam Grooms vs. Idaho State (11/11)
36.....	Steven Pledger vs. Arkansas (12/10)

DEC. 21 vs. S. CAROLINA STATE

Official Basketball Box Score -- Game Totals -- Final Statistics
South Carolina State vs Oklahoma
12/21/11 7 p.m. CT at Norman, Okla. (Lloyd Noble Center)
South Carolina State 48 • 4-8

#	Player	Total		3-Ptr		Rebounds			PF	TP	A	TO	Blk	Stl	Min
		FG	FGA	FG	FGA	FT	FTA	Off Def Tot							
05	SANDERS, Omar	f	4-8	0-1	0-2	3	5	8	1	8	1	3	4	0	26
33	RADOVIC, Luka	f	2-4	0-0	0-0	1	3	4	4	4	0	0	0	0	23
01	TOOMBS, Khalif	g	2-14	0-5	2-6	0	3	3	3	6	4	2	0	3	36
02	RILEY, Brandon	g	3-10	0-2	0-0	0	4	4	3	6	1	4	0	0	29
23	MARTIN, Aaron	g	2-7	1-5	1-2	0	4	4	1	6	1	2	0	1	19
00	IKHINMWIN, Joe		1-2	0-0	0-0	0	0	0	3	2	1	1	0	1	12
14	BARBER, Shaquil		5-10	0-1	2-3	0	2	2	0	12	2	2	1	0	28
15	JOINT, Devin		1-4	1-2	0-0	0	1	1	2	3	0	0	0	1	13
20	BELL, Presano		0-0	0-0	1-4	1	2	3	1	1	0	1	0	0	14
Team						3	4	7							
Totals			20-59	2-16	6-17	8	28	36	18	48	10	15	5	6	200
FG % 1st Half: 9-25		36.0%	2nd half: 11-34		32.4%	Game: 20-59		33.9%	Deadball						
3FG % 1st Half: 1-7		14.3%	2nd half: 1-9		11.1%	Game: 2-16		12.5%	Rebounds						
FT % 1st Half: 5-12		41.7%	2nd half: 1-5		20.0%	Game: 6-17		35.3%	5						

Oklahoma 83 • 9-1

#	Player	Total		3-Ptr		Rebounds			PF	TP	A	TO	Blk	Stl	Min
		FG	FGA	FG	FGA	FT	FTA	Off Def Tot							
04	Fitzgerald, Andrew	f	8-11	0-0	1-2	1	1	2	2	17	0	0	0	0	22
24	Osby, Romero	f	4-13	0-0	2-6	4	14	18	1	10	1	1	1	3	27
01	Grooms, Sam	g	2-6	1-5	2-2	0	3	3	3	7	6	1	0	1	18
02	Pledger, Steven	g	6-15	4-10	6-6	2	3	5	1	22	1	0	1	0	30
21	Clark, Cameron	g	4-10	0-0	0-0	1	1	2	0	8	1	1	2	1	26
03	Franklin, T.J.		0-2	0-0	0-0	1	0	1	1	0	1	1	0	0	6
05	Washington, C.J.		2-6	0-0	1-2	7	5	12	2	5	0	0	0	0	13
13	Fraschilla, James		1-2	0-0	0-0	1	0	1	1	2	0	0	0	0	2
14	Blair, Carl		1-4	1-3	0-0	1	1	2	2	3	5	2	0	1	19
15	Neal, Tyler		1-7	0-3	1-2	0	2	2	1	3	1	1	0	2	17
31	Honore, Barry		1-1	0-0	0-0	2	0	2	0	2	0	0	1	0	10
32	Arent, Casey		2-4	0-0	0-0	4	5	9	2	4	0	1	0	0	10
Team						2	2	4							
Totals			32-81	6-21	13-20	26	37	63	16	83	16	8	5	8	200
FG % 1st Half: 16-39		41.0%	2nd half: 16-42		38.1%	Game: 32-81		39.5%	Deadball						
3FG % 1st Half: 2-9		22.2%	2nd half: 4-12		33.3%	Game: 6-21		28.6%	Rebounds						
FT % 1st Half: 5-10		50.0%	2nd half: 8-10		80.0%	Game: 13-20		65.0%	2						

Officials: Gerry Pollard, Brent Meaux, Keith Kimble
 Technical fouls: South Carolina State-None, Oklahoma-None.
 Attendance: 8136
 Estimated Attendance: 5043

Score by periods	1st	2nd	Total
South Carolina State	24	24	48
Oklahoma	39	44	83

Last FG - SCSUM 2nd-01:48, OU 2nd-00:20.
 Largest lead - SCSUM None, OU by 35 2nd-00:20.

Points	In	Off	2nd	Fast	Bench
SCSUM	22	4	10	5	18
OU	34	14	22	5	19

Score tied - 0 times.
 Lead changed - 0 times.

LAST YEAR vs. CINCINNATI

Official Basketball Box Score -- Game Totals -- Final Statistics
Cincinnati vs Oklahoma
12/18/10 8:20 pm CT at Oklahoma City, Okla. (OKC Arena)
Cincinnati 66 • 10-0

#	Player	Total		3-Ptr		Rebounds			PF	TP	A	TO	Blk	Stl	Min
		FG	FGA	FG	FGA	FT	FTA	Off Def Tot							
22	Bishop, Rashad	f	3-8	0-4	3-3	0	5	5	0	9	2	2	0	3	27
32	Thomas, Ibrahim	f	0-3	0-1	3-6	1	3	4	4	3	0	1	0	0	21
34	Gates, Yancy	f	5-8	0-0	1-2	2	5	7	4	11	0	3	0	0	22
01	Wright, Cashmere	g	3-7	2-3	4-4	1	2	3	3	12	2	3	0	0	26
03	Dixon, Dion	g	4-8	0-2	4-6	0	3	3	3	12	1	0	0	3	27
05	Jackson, Justin		1-1	0-0	0-1	0	1	1	1	2	0	1	0	0	6
11	Davis, Larry		2-3	0-1	0-0	0	0	0	1	4	1	2	0	1	10
15	Wilks, Darnell		1-4	0-2	3-4	0	3	3	2	5	1	0	0	0	30
23	Kilpatrick, Sean		2-6	1-3	3-4	4	2	6	2	8	1	1	0	0	24
44	Parker, JaQuon		0-2	0-1	0-0	0	3	3	1	0	2	0	0	1	7
Team						2	1	3							
Totals			21-50	3-17	21-30	10	28	38	21	66	10	13	0	8	200
FG % 1st Half: 11-26		42.3%	2nd half: 10-24		41.7%	Game: 21-50		42.0%	Deadball						
3FG % 1st Half: 1-7		14.3%	2nd half: 2-10		20.0%	Game: 3-17		17.6%	Rebounds						
FT % 1st Half: 5-9		55.6%	2nd half: 16-21		76.2%	Game: 21-30		70.0%	5						

Oklahoma 56 • 5-6

#	Player	Total		3-Ptr		Rebounds			PF	TP	A	TO	Blk	Stl	Min
		FG	FGA	FG	FGA	FT	FTA	Off Def Tot							
04	Fitzgerald, Andrew	f	3-8	0-0	4-4	3	2	5	4	10	2	1	1	3	35
02	Pledger, Steven	g	3-10	2-9	5-6	0	2	2	4	13	0	0	0	0	34
14	Blair, Carl	g	6-12	1-3	2-2	0	6	6	4	15	4	6	0	1	38
21	Clark, Cameron	g	4-10	0-2	0-1	4	2	6	3	8	1	3	0	0	40
34	Davis, Cade	g	1-10	0-5	5-9	0	4	4	2	7	2	2	0	2	39
03	Franklin, T.J.		0-0	0-0	0-0	0	0	0	1	0	0	0	0	0	0+
05	Washington, C.J.		0-0	0-0	0-0	2	1	3	0	0	0	0	0	0	6
11	Newell, Calvin		0-1	0-1	0-0	0	0	0	0	0	0	1	0	0	2
31	Honore, Barry		0-0	0-0	0-0	0	0	0	0	0	0	0	0	0	0+
55	Thompson, Nick		1-3	1-2	0-0	0	3	3	2	3	0	0	0	0	6
Team						1	3	4							
Totals			18-54	4-22	16-22	10	23	33	20	56	9	13	1	6	200
FG % 1st Half: 8-28		28.6%	2nd half: 10-26		38.5%	Game: 18-54		33.3%	Deadball						
3FG % 1st Half: 1-10		10.0%	2nd half: 3-12		25.0%	Game: 4-22		18.2%	Rebounds						
FT % 1st Half: 4-6		66.7%	2nd half: 12-16		75.0%	Game: 16-22		72.7%	4						


Officials: Paul Janssen, Sean Corbin, Don Daily
 Technical fouls: Cincinnati-None, Oklahoma-TEAM.
 Attendance: 10625

Score by periods	1st	2nd	Total
Cincinnati	28	38	66
Oklahoma	21	35	56

Last FG - UC 2nd-03:22, OU 2nd-00:13.
 Largest lead - UC by 12 2nd-09:18, OU by 2 1st-15:38.

Points	In	Off	2nd	Fast	Bench
UC	30	22	11	10	19
OU	16	15	9	2	3

Score tied - 3 times.
 Lead changed - 2 times.



1 SAM GROOMS

6-1, 203, JUNIOR, GUARD
GREENSBORO, N.C.
(CHIPOLA JUNIOR COLLEGE [FLA.])

PTS	REB	AST	MIN
7.0	3.4	5.2	29.1

GROOMS GAME BY GAME IN 2011-12

Date	Opponent	MIN	FG	3FG	FT	O-D-T	PF	A	TO	B	S	TP
N11	Idaho State	*37	2-10	0-2	7-8	3-3-6	3	8	2	0	2	11
N18	Coppin State	*23	1-6	0-3	2-4	2-2-4	2	1	3	0	0	4
N24	vs. Washington State	*33	3-6	1-1	2-4	1-0-1	2	10	1	0	1	9
N25	vs. Santa Clara	*27	2-6	0-3	8-12	0-5-5	1	6	1	0	0	12
N27	vs. Saint Louis	*24	0-1	0-0	0-0	0-2-2	4	1	2	0	0	0
D2	Sacramento State	*28	3-5	2-2	1-2	0-4-4	0	4	1	0	3	9
D8	Oral Roberts	*29	0-3	0-1	2-2	0-4-4	2	5	4	0	2	2
D10	Arkansas	*34	2-5	1-2	1-2	0-3-3	0	3	3	0	1	6
D17	vs. Houston	*38	3-8	1-1	3-4	0-2-2	0	8	0	0	0	10
D21	South Carolina State	*18	2-6	1-5	2-2	0-3-3	3	6	1	0	1	7
D29	at Cincinnati											
D31	Northwestern State											
J3	at Missouri											
J7	Kansas											
J9	at Oklahoma State											
J14	Kansas State											
J17	Texas Tech											
J21	at Texas A&M											
J24	Baylor											
J28	at Kansas State											
F1	at Kansas											
F4	Iowa State											
F6	Missouri											
F11	at Texas Tech											
F14	Texas											
F18	at Iowa State											
F22	Oklahoma State											
F25	at Baylor											
F29	at Texas											
M3	Texas A&M											

* Starter

GROOMS' CAREER HIGHS

Points	12 vs. Santa Clara (11/25/11)
Field Goals	3 (three times)
Field Goal Attempts	10 vs. Idaho State (11/11/11)
3-Point Field Goals	2 vs. Sacramento State (12/2/11)
3-Point Field Goal Attempts	3 (twice)
Free Throws Made	8 vs. Santa Clara (11/25/11)
Free Throw Attempts	12 vs. Santa Clara (11/25/11)
Rebounds	6 vs. Idaho State (11/11/11)
Assists	10 vs. Washington State (11/24/11)
Blocked Shots	None
Steals	3 vs. Sacramento State (12/2/11)
Minutes Played	38 vs. Houston (12/17/11)



2 STEVEN PLEDGER

6-4, 222, JUNIOR, GUARD
CHESAPEAKE, VA.
(ATLANTIC SHORES CHRISTIAN SCHOOL)

PTS	REB	FG%	MIN
19.8	4.0	.575	29.6

PLEDGER GAME BY GAME IN 2011-12

Date	Opponent	MIN	FG	3FG	FT	O-D-T	PF	A	TO	B	S	TP
N11	Idaho State											DNP
N18	Coppin State	*20	8-14	3-8	1-1	1-1-2	3	3	0	0	0	20
N24	vs. Washington State	*25	4-8	3-6	3-3	1-1-2	3	0	1	0	3	14
N25	vs. Santa Clara	*31	10-15	4-8	2-4	3-4-7	1	0	1	0	0	26
N27	vs. Saint Louis	*35	4-13	1-4	2-3	0-3-3	4	2	2	0	1	11
D2	Sacramento State	*21	4-5	3-3	4-4	1-0-1	3	5	0	0	3	15
D8	Oral Roberts	*31	6-11	0-2	5-5	1-2-3	1	3	2	0	2	17
D10	Arkansas	*36	9-12	3-5	1-3	2-1-3	2	2	5	0	2	22
D17	vs. Houston	*37	10-13	4-5	7-7	4-6-10	1	0	1	0	2	31
D21	South Carolina State	*30	6-15	4-10	6-6	2-3-5	1	1	0	1	0	22
D29	at Cincinnati											
D31	Northwestern State											
J3	at Missouri											
J7	Kansas											
J9	at Oklahoma State											
J14	Kansas State											
J17	Texas Tech											
J21	at Texas A&M											
J24	Baylor											
J28	at Kansas State											
F1	at Kansas											
F4	Iowa State											
F6	Missouri											
F11	at Texas Tech											
F14	Texas											
F18	at Iowa State											
F22	Oklahoma State											
F25	at Baylor											
F29	at Texas											
M3	Texas A&M											

* Starter

PLEDGER'S CAREER HIGHS

Points	38 vs. Iowa State (1/29/11)
Field Goals	12 vs. Iowa State (1/29/11)
Field Goal Attempts	20 vs. Iowa State (1/29/11)
3-Point Field Goals	7 vs. Iowa State (1/29/11)
3-Point Field Goal Attempts	14 vs. Houston (11/26/09)
Free Throws Made	7 vs. Iowa State (1/29/11)
Free Throw Attempts	8 (twice)
Rebounds	10 vs. Houston (12/17/11)
Assists	6 (twice)
Blocked Shots	2 (twice)
Steals	3 (six times)
Minutes Played	44 vs. Iowa State (1/29/11)



3 T.J. FRANKLIN

5-11, 175, SENIOR, GUARD
FORT WORTH, TEXAS
(NORTH CROWLEY HS)

PTS	REB	AST	MIN
0.3	0.4	0.3	3.4

FRANKLIN GAME BY GAME IN 2011-12

Date	Opponent	MIN	FG	3FG	FT	O-D-T	PF	A	TO	B	S	TP
N11	Idaho State	+0	0-0	0-0	0-0	0-0-0	0	0	0	0	0	0
N18	Coppin State	7	0-0	0-0	0-0	0-0-0	2	0	1	0	1	0
N24	vs. Washington State	1	0-1	0-0	0-0	0-1-1	0	0	0	0	0	0
N25	vs. Santa Clara					DNP						
N27	vs. Saint Louis					DNP						
D2	Sacramento State	9	1-3	0-2	0-0	0-0-0	0	1	1	0	1	2
D8	Oral Roberts	0+	0-0	0-0	0-0	0-0-0	0	0	0	0	0	0
D10	Arkansas	1	0-0	0-0	0-0	0-1-1	0	0	0	0	0	0
D17	vs. Houston					DNP						
D21	South Carolina State	6	0-2	0-0	0-0	1-0-1	1	1	1	0	0	0
D29	at Cincinnati											
D31	Northwestern State											
J3	at Missouri											
J7	Kansas											
J9	at Oklahoma State											
J14	Kansas State											
J17	Texas Tech											
J21	at Texas A&M											
J24	Baylor											
J28	at Kansas State											
F1	at Kansas											
F4	Iowa State											
F6	Missouri											
F11	at Texas Tech											
F14	Texas											
F18	at Iowa State											
F22	Oklahoma State											
F25	at Baylor											
F29	at Texas											
M3	Texas A&M											

* Starter

FRANKLIN'S CAREER HIGHS

Points	3 vs. Texas Southern (11/18/10)
Field Goals	1 (twice)
Field Goal Attempts	3 vs. Sacramento State (12/2/11)
3-Point Field Goals	None
3-Point Field Goal Attempts	2 vs. Sacramento State (12/2/11)
Free Throws Made	2 vs. Mount St. Mary's (11/14/09)
Free Throw Attempts	4 (twice)
Rebounds	2 (twice)
Assists	2 (three times)
Blocked Shots	None
Steals	1 (twice)
Minutes Played	9 vs. Sacramento State (12/2/11)



4 ANDREW FITZGERALD

6-8, 247, JUNIOR, FORWARD
BALTIMORE, MD.
(BREWSTER ACADEMY [N.H.])

PTS	REB	FG%	MIN
11.5	5.4	.476	25.2

FITZGERALD GAME BY GAME IN 2011-12

Date	Opponent	MIN	FG	3FG	FT	O-D-T	PF	A	TO	B	S	TP
N11	Idaho State	*23	2-7	0-0	3-3	0-1-1	3	0	0	2	0	7
N18	Coppin State	*19	4-11	0-0	2-2	5-3-8	2	0	1	0	1	10
N24	vs. Washington State	*30	4-9	0-0	1-4	2-5-7	2	0	2	1	0	9
N25	vs. Santa Clara	*30	4-7	0-0	4-4	5-8-13	3	0	0	2	0	12
N27	vs. Saint Louis	*17	2-6	0-0	0-0	0-2-2	4	0	1	0	1	4
D2	Sacramento State	*22	6-8	0-0	1-2	1-3-4	2	1	1	0	3	13
D8	Oral Roberts	*31	8-17	0-0	0-0	1-2-3	3	0	1	1	1	16
D10	Arkansas	*23	7-11	0-0	3-4	4-4-8	4	0	1	1	0	17
D17	vs. Houston	*35	4-16	0-0	2-4	5-1-6	2	2	1	0	1	10
D21	South Carolina State	*22	8-11	0-0	1-2	1-1-2	2	0	0	0	0	17
D29	at Cincinnati											
D31	Northwestern State											
J3	at Missouri											
J7	Kansas											
J9	at Oklahoma State											
J14	Kansas State											
J17	Texas Tech											
J21	at Texas A&M											
J24	Baylor											
J28	at Kansas State											
F1	at Kansas											
F4	Iowa State											
F6	Missouri											
F11	at Texas Tech											
F14	Texas											
F18	at Iowa State											
F22	Oklahoma State											
F25	at Baylor											
F29	at Texas											
M3	Texas A&M											

* Starter

FITZGERALD'S CAREER HIGHS

Points	22 (three times)
Field Goals	8 (five times)
Field Goal Attempts	17 (twice)
3-Point Field Goals	None
3-Point Field Goal Attempts	None
Free Throws Made	6 (five times)
Free Throw Attempts	8 vs. Texas A&M (3/6/10)
Rebounds	13 (twice)
Assists	3 vs. Baylor (2/27/10)
Blocked Shots	3 vs. Texas Tech (1/18/11)
Steals	5 vs. North Carolina Central (11/15/10)
Minutes Played	39 (twice)



5 C.J. WASHINGTON

6-7, 230, SENIOR, FORWARD
STRINGTOWN, OKLA.
(CONNORS STATE COLLEGE)

PTS	REB	AST	MIN
2.6	4.1	0.6	10.3


WASHINGTON GAME BY GAME IN 2011-12

Date	Opponent	MIN	FG	3FG	FT	O-D-T	PF	A	TO	B	S	TP
N11	Idaho State					DNP						
N18	Coppin State	18	3-4	0-0	0-0	3-5-8	2	3	1	0	0	6
N24	vs. Washington State	3	0-2	0-0	0-0	1-1-2	0	0	0	0	0	0
N25	vs. Santa Clara	8	0-1	0-0	0-0	0-4-4	0	0	0	1	0	0
N27	vs. Saint Louis	10	1-2	0-0	0-0	0-2-2	0	0	0	0	0	2
D2	Sacramento State	17	1-1	0-0	0-0	0-1-1	2	1	1	2	0	2
D8	Oral Roberts	17	3-4	0-0	2-2	3-3-6	2	1	0	0	0	8
D10	Arkansas	3	0-2	0-0	0-0	0-2-2	0	0	1	0	0	0
D17	vs. Houston	4	0-0	0-0	0-0	0-0-0	0	0	0	0	0	0
D21	South Carolina State	13	2-6	0-0	1-2	7-5-12	2	0	0	0	0	12
D29	at Cincinnati											
D31	Northwestern State											
J3	at Missouri											
J7	Kansas											
J9	at Oklahoma State											
J14	Kansas State											
J17	Texas Tech											
J21	at Texas A&M											
J24	Baylor											
J28	at Kansas State											
F1	at Kansas											
F4	Iowa State											
F6	Missouri											
F11	at Texas Tech											
F14	Texas											
F18	at Iowa State											
F22	Oklahoma State											
F25	at Baylor											
F29	at Texas											
M3	Texas A&M											

* Starter

WASHINGTON'S CAREER HIGHS

Points	9 (twice)
Field Goals	4 (twice)
Field Goal Attempts	6 (three times)
3-Point Field Goals	None
3-Point Field Goal Attempts	None
Free Throws Made	4 (twice)
Free Throw Attempts	6 vs. Sacramento State (12/21/10)
Rebounds	12 vs. South Carolina State (12/21/11)
Assists	3 vs. Coppin State (11/18/11)
Blocked Shots	3 vs. Virginia (11/23/10)
Steals	2 vs. Iowa State (1/29/11)
Minutes Played	25 vs. Texas Tech (3/2/11)



13 JAMES FRASCHILLA

5-10, 142, FRESHMAN, GUARD
DALLAS, TEXAS
(HIGHLAND PARK HS)

PTS	REB	AST	MIN
0.5	0.3	0.0	1.3

FRASCHILLA GAME BY GAME IN 2011-12

Date	Opponent	MIN	FG	3FG	FT	O-D-T	PF	A	TO	B	S	TP
N11	Idaho State					DNP						
N18	Coppin State	2	0-0	0-0	0-0	0-0-0	1	0	0	0	0	0
N24	vs. Washington State					DNP						
N25	vs. Santa Clara					DNP						
N27	vs. Saint Louis					DNP						
D2	Sacramento State					DNP						
D8	Oral Roberts	0+	0-0	0-0	0-0	0-0-0	0	0	0	0	0	0
D10	Arkansas	1	0-0	0-0	0-0	0-0-0	0	0	0	0	0	0
D17	vs. Houston					DNP						
D21	South Carolina State	2	1-2	0-0	0-0	1-0-1	1	0	0	0	0	2
D29	at Cincinnati											
D31	Northwestern State											
J3	at Missouri											
J7	Kansas											
J9	at Oklahoma State											
J14	Kansas State											
J17	Texas Tech											
J21	at Texas A&M											
J24	Baylor											
J28	at Kansas State											
F1	at Kansas											
F4	Iowa State											
F6	Missouri											
F11	at Texas Tech											
F14	Texas											
F18	at Iowa State											
F22	Oklahoma State											
F25	at Baylor											
F29	at Texas											
M3	Texas A&M											

* Starter

FRASCHILLA'S CAREER HIGHS

Points	2 vs. South Carolina State (12/21/11)
Field Goals	1 vs. South Carolina State (12/21/11)
Field Goal Attempts	2 vs. South Carolina State (12/21/11)
3-Point Field Goals	None
3-Point Field Goal Attempts	None
Free Throws Made	None
Free Throw Attempts	None
Rebounds	1 vs. South Carolina State (12/21/11)
Assists	None
Blocked Shots	None
Steals	None
Minutes Played	2 (twice)



14 CARL BLAIR

6-2, 205, JUNIOR, GUARD
HOUSTON, TEXAS
(UNIVERSITY OF NEW ORLEANS)

PTS	REB	AST	MIN
3.6	1.8	2.7	15.1

BLAIR GAME BY GAME IN 2011-12


Date	Opponent	MIN	FG	3FG	FT	O-D-T	PF	A	TO	B	S	TP
N11	Idaho State	*27	3-7	3-6	3-6	0-6-6	4	5	2	0	0	12
N18	Coppin State	12	2-3	2-3	0-0	0-0-0	3	4	4	0	1	6
N24	vs. Washington State	6	0-1	0-1	0-0	0-0-0	1	0	3	0	0	0
N25	vs. Santa Clara	13	0-1	0-0	2-2	0-0-0	2	2	3	0	1	2
N27	vs. Saint Louis	17	1-4	1-2	0-0	0-1-1	0	1	4	0	2	3
D2	Sacramento State	17	1-3	1-3	2-2	3-2-5	0	3	1	0	1	5
D8	Oral Roberts	13	1-1	0-0	1-1	0-0-0	1	3	2	0	0	2
D10	Arkansas	14	0-1	0-0	3-4	0-2-2	1	2	1	0	2	3
D17	vs. Houston	13	0-1	0-0	0-0	1-1-2	1	2	1	0	1	0
D21	South Carolina State	19	1-4	1-3	0-0	1-1-2	2	5	2	0	1	3
D29	at Cincinnati											
D31	Northwestern State											
J3	at Missouri											
J7	Kansas											
J9	at Oklahoma State											
J14	Kansas State											
J17	Texas Tech											
J21	at Texas A&M											
J24	Baylor											
J28	at Kansas State											
F1	at Kansas											
F4	Iowa State											
F6	Missouri											
F11	at Texas Tech											
F14	Texas											
F18	at Iowa State											
F22	Oklahoma State											
F25	at Baylor											
F29	at Texas											
M3	Texas A&M											

* Starter

BLAIR'S CAREER HIGHS

Points23 vs. Arkansas State (2/6/10*)
Field Goals6 (four times)
Field Goal Attempts13 vs. Arkansas State (2/25/10*)
3-Point Field Goals3 (twice)
3-Point Field Goal Attempts7 (three times)
Free Throws Made9 (four times)
Free Throw Attempts13 vs. Colorado (1/22/11)
Rebounds11 vs. Florida International (1/2/10)
Assists11 (twice)
Blocked Shots1 (four times)
Steals3 (five times)
Minutes Played40 (twice*)

* At University of New Orleans



15 TYLER NEAL

6-7, 227, SOPHOMORE, FORWARD
OKLAHOMA CITY, OKLA.
(PUTNAM CITY WEST HS)

PTS	REB	3FG%	MIN
6.8	3.5	.419	17.6

NEAL GAME BY GAME IN 2011-12

Date	Opponent	MIN	FG	3FG	FT	O-D-T	PF	A	TO	B	S	TP
N11	Idaho State	15	2-3	0-0	0-0	4-3-7	1	1	2	0	1	4
N18	Coppin State	18	3-8	3-6	0-0	1-2-3	3	1	1	0	0	9
N24	vs. Washington State	13	0-1	0-1	2-2	0-3-3	2	0	0	1	0	2
N25	vs. Santa Clara	8	1-2	1-2	0-0	0-2-2	2	0	0	0	0	3
N27	vs. Saint Louis	16	1-2	1-2	4-4	1-0-1	1	0	0	0	1	7
D2	Sacramento State	19	3-7	2-5	0-0	0-3-3	1	1	2	0	0	8
D8	Oral Roberts	19	1-1	1-1	2-2	0-3-3	1	1	2	0	2	5
D10	Arkansas	28	5-9	4-8	4-4	0-5-5	3	4	1	0	0	18
D17	vs. Houston	23	2-4	1-3	4-5	2-4-6	3	1	1	0	2	9
D21	South Carolina State	17	1-7	0-3	1-2	0-2-2	1	1	1	0	2	3
D29	at Cincinnati											
D31	Northwestern State											
J3	at Missouri											
J7	Kansas											
J9	at Oklahoma State											
J14	Kansas State											
J17	Texas Tech											
J21	at Texas A&M											
J24	Baylor											
J28	at Kansas State											
F1	at Kansas											
F4	Iowa State											
F6	Missouri											
F11	at Texas Tech											
F14	Texas											
F18	at Iowa State											
F22	Oklahoma State											
F25	at Baylor											
F29	at Texas											
M3	Texas A&M											

* Starter

NEAL'S CAREER HIGHS

Points18 vs. Arkansas (12/10/12)
Field Goals5 vs. Arkansas (12/10/12)
Field Goal Attempts9 vs. Arkansas (12/10/12)
3-Point Field Goals4 vs. Arkansas (12/10/12)
3-Point Field Goal Attempts8 vs. Arkansas (12/10/12)
Free Throws Made6 vs. Virginia (11/23/10)
Free Throw Attempts6 (three times)
Rebounds7 (twice)
Assists4 vs. Arkansas (12/10/12)
Blocked Shots1 (four times)
Steals2 (three times)
Minutes Played28 (twice)



21 CAMERON CLARK

6-6, 198, SOPHOMORE, GUARD
SHERMAN, TEXAS
(SHERMAN HS)

PTS	REB	AST	MIN
9.8	3.3	1.6	24.6

CLARK GAME BY GAME IN 2011-12

Date	Opponent	MIN	FG	3FG	FT	O-D-T	PF	A	TO	B	S	TP
N11	Idaho State	*22	1-10	0-3	0-2	1-2-3	2	0	1	0	2	2
N18	Coppin State	*20	2-8	0-0	0-0	1-3-4	1	4	1	2	1	4
N24	vs. Washington State	*29	5-9	0-1	1-3	1-1-2	2	1	2	0	1	11
N25	vs. Santa Clara	*26	3-10	0-0	5-6	2-0-2	3	1	2	0	0	11
N27	vs. Saint Louis	*28	7-13	0-0	0-2	3-3-6	3	1	2	1	0	14
D2	Sacramento State	*26	7-12	3-5	1-2	0-3-3	1	3	0	3	2	18
D8	Oral Roberts	*30	5-8	2-2	4-6	1-7-8	2	2	2	0	0	16
D10	Arkansas	*13	0-3	0-1	0-0	0-1-1	2	3	1	0	0	0
D17	vs. Houston	*26	6-11	0-1	2-2	0-2-2	3	0	4	0	0	14
D21	South Carolina State	*26	4-10	0-0	0-0	1-1-2	0	1	1	2	1	8
D29	at Cincinnati											
D31	Northwestern State											
J3	at Missouri											
J7	Kansas											
J9	at Oklahoma State											
J14	Kansas State											
J17	Texas Tech											
J21	at Texas A&M											
J24	Baylor											
J28	at Kansas State											
F1	at Kansas											
F4	Iowa State											
F6	Missouri											
F11	at Texas Tech											
F14	Texas											
F18	at Iowa State											
F22	Oklahoma State											
F25	at Baylor											
F29	at Texas											
M3	Texas A&M											

* Starter

CLARK'S CAREER HIGHS

Points	26 vs. Central Arkansas (12/30/10)
Field Goals	11 vs. Baylor (2/2/11)
Field Goal Attempts	19 vs. Baylor (2/2/11)
3-Point Field Goals	4 vs. Central Arkansas (12/30/10)
3-Point Field Goal Attempts	7 vs. Baylor (2/2/11)
Free Throws Made	6 vs. Oklahoma State (3/5/11)
Free Throw Attempts	7 vs. Oklahoma State (3/5/11)
Rebounds	11 vs. Coppin State (11/12/10)
Assists	4 (twice)
Blocked Shots	3 vs. Sacramento State (12/2/11)
Steals	3 vs. Oral Roberts (12/11/10)
Minutes Played	44 vs. Iowa State (1/29/11)



24 ROMERO OSBY

6-8, 232, JUNIOR, FORWARD
MERIDIAN, MISS.
(MISSISSIPPI STATE UNIVERSITY)

PTS	REB	BLK	MIN
10.0	8.8	1.0	25.7

OSBY GAME BY GAME IN 2011-12

Date	Opponent	MIN	FG	3FG	FT	O-D-T	PF	A	TO	B	S	TP
N11	Idaho State	*31	5-9	1-1	6-7	6-4-10	3	4	2	2	1	17
N18	Coppin State	*22	4-8	0-0	3-4	4-6-10	0	0	0	1	1	11
N24	vs. Washington State	*26	3-7	1-2	2-2	2-4-6	2	0	0	0	0	9
N25	vs. Santa Clara	*32	3-8	0-1	3-4	3-7-10	2	1	3	1	0	9
N27	vs. Saint Louis	*24	6-13	0-1	2-4	4-2-6	3	0	1	0	0	14
D2	Sacramento State	*23	4-5	0-0	0-0	2-2-4	0	3	1	0	1	8
D8	Oral Roberts	*21	3-4	0-1	1-2	4-3-7	5	0	1	2	0	7
D10	Arkansas	*32	2-5	0-0	6-6	2-5-7	0	2	2	2	0	10
D17	vs. Houston	*19	2-11	0-0	1-2	5-5-10	2	0	1	1	1	5
D21	South Carolina State	*27	4-13	0-0	2-6	4-14-18	1	1	1	1	3	10
D29	at Cincinnati											
D31	Northwestern State											
J3	at Missouri											
J7	Kansas											
J9	at Oklahoma State											
J14	Kansas State											
J17	Texas Tech											
J21	at Texas A&M											
J24	Baylor											
J28	at Kansas State											
F1	at Kansas											
F4	Iowa State											
F6	Missouri											
F11	at Texas Tech											
F14	Texas											
F18	at Iowa State											
F22	Oklahoma State											
F25	at Baylor											
F29	at Texas											
M3	Texas A&M											

* Starter

OSBY'S CAREER HIGHS

Points	17 vs. Idaho State (11/11/11)
Field Goals	6 vs. Saint Louis (11/27/11)
Field Goal Attempts	13 (three times)
3-Point Field Goals	2 (five times)
3-Point Field Goal Attempts	3 (seven times)
Free Throws Made	7 vs. Texas Tech (11/29/08*)
Free Throw Attempts	10 vs. Texas Tech (11/29/08*)
Rebounds	18 vs. South Carolina State (12/21/11)
Assists	4 (three times)
Blocked Shots	2 (seven times)
Steals	3 (twice)
Minutes Played	38 vs. Kentucky (2/16/10*)

* At Mississippi State



31 BARRY HONORÉ

6-7, 270, SENIOR, FORWARD
GARLAND, TEXAS
(SOUTHERN UNIVERSITY)

PTS	REB	BLK	MIN
1.0	0.9	0.7	5.0


HONORÉ GAME BY GAME IN 2011-12

Date	Opponent	MIN	FG	3FG	FT	O-D-T	PF	A	TO	B	S	TP
N11	Idaho State	5	1-1	0-0	0-0	0-0-0	0	0	0	2	0	2
N18	Coppin State	8	0-0	0-0	2-2	2-1-3	0	0	1	1	0	2
N24	vs. Washington State	1	0-0	0-0	0-0	0-0-0	0	0	0	0	0	0
N25	vs. Santa Clara	2	0-0	0-0	0-0	0-0-0	1	0	1	0	0	0
N27	vs. Saint Louis	1	0-0	0-0	0-0	0-0-0	0	0	0	0	0	0
D2	Sacramento State	5	1-3	0-0	0-0	1-0-1	1	0	1	1	0	2
D8	Oral Roberts	3	0-2	0-0	0-0	0-0-0	0	0	0	0	0	0
D10	Arkansas	10	1-1	0-0	0-0	2-1-3	2	0	0	1	0	2
D17	vs. Houston	5	0-0	0-0	0-0	0-0-0	0	0	0	1	0	0
D21	South Carolina State	10	1-1	0-0	0-0	2-0-2	0	0	0	1	0	2
D29	at Cincinnati											
D31	Northwestern State											
J3	at Missouri											
J7	Kansas											
J9	at Oklahoma State											
J14	Kansas State											
J17	Texas Tech											
J21	at Texas A&M											
J24	Baylor											
J28	at Kansas State											
F1	at Kansas											
F4	Iowa State											
F6	Missouri											
F11	at Texas Tech											
F14	Texas											
F18	at Iowa State											
F22	Oklahoma State											
F25	at Baylor											
F29	at Texas											
M3	Texas A&M											

* Starter

HONORÉ'S OKLAHOMA HIGHS

Points	6 (twice)
Field Goals	3 (twice)
Field Goal Attempts	4 vs. Texas Southern (11/18/10)
3-Point Field Goals	None
3-Point Field Goal Attempts	1 vs. Texas A&M (1/8/11)
Free Throws Made	1 vs. Virginia (11/23/10)
Free Throw Attempts	2 vs. Virginia (11/23/10)
Rebounds	3 (six times)
Assists	2 vs. Texas Southern (11/18/10)
Blocked Shots	2 (twice)
Steals	None
Minutes Played	19 vs. Texas Southern (11/18/10)



32 CASEY ARENT

6-10, 227, JUNIOR, CENTER
PENRYN, CALIF.
(SIERRA COLLEGE)

PTS	REB	STL	MIN
2.2	3.3	0.4	10.1

ARENT GAME BY GAME IN 2011-12

Date	Opponent	MIN	FG	3FG	FT	O-D-T	PF	A	TO	B	S	TP
N11	Idaho State	12	1-2	0-0	2-2	1-0-1	1	0	3	0	1	4
N18	Coppin State	13	3-5	0-0	0-0	3-6-9	2	1	1	1	0	6
N24	vs. Washington State	9	1-3	0-0	0-0	2-1-3	0	0	2	1	0	2
N25	vs. Santa Clara	8	1-2	0-0	0-0	1-1-2	2	0	0	0	0	2
N27	vs. Saint Louis	15	1-2	0-0	0-0	1-0-1	3	0	0	0	0	2
D2	Sacramento State	13	0-2	0-0	0-0	1-2-3	1	0	3	0	2	0
D8	Oral Roberts	6	0-3	0-0	0-0	2-0-2	2	0	1	0	0	0
D10	Arkansas	5	0-1	0-0	0-0	0-0-0	2	0	1	0	1	0
D17	vs. Houston					DNP						
D21	South Carolina State	10	2-4	0-0	0-0	4-5-9	2	0	1	0	0	4
D29	at Cincinnati											
D31	Northwestern State											
J3	at Missouri											
J7	Kansas											
J9	at Oklahoma State											
J14	Kansas State											
J17	Texas Tech											
J21	at Texas A&M											
J24	Baylor											
J28	at Kansas State											
F1	at Kansas											
F4	Iowa State											
F6	Missouri											
F11	at Texas Tech											
F14	Texas											
F18	at Iowa State											
F22	Oklahoma State											
F25	at Baylor											
F29	at Texas											
M3	Texas A&M											

* Starter

ARENT'S CAREER HIGHS

Points	6 vs. Coppin State (11/18/11)
Field Goals	3 vs. Coppin State (11/18/11)
Field Goal Attempts	5 vs. Coppin State (11/18/11)
3-Point Field Goals	None
3-Point Field Goal Attempts	None
Free Throws Made	2 vs. Idaho State (11/11/11)
Free Throw Attempts	2 vs. Idaho State (11/11/11)
Rebounds	9 (twice)
Assists	1 vs. Coppin State (11/18/11)
Blocked Shots	1 (twice)
Steals	2 vs. Sacramento State (12/2/11)
Minutes Played	15 vs. Saint Louis (11/27/11)

ROSTERS

NUMERICAL

No.	Name	Pos.	Cl.	Ht.	Wt.	Hometown (Last School)
1	Sam Grooms	G	Jr.	6-1	203	Greensboro, N.C. (Chipola College [Fla.])
2	Steven Pledger**	G	Jr.	6-4	222	Chesapeake, Va. (Atlantic Shores Christian School)
3	T.J. Franklin^	G	Sr.	5-11	175	Fort Worth, Texas (North Crowley HS)
4	Andrew Fitzgerald**	F	Jr.	6-8	247	Baltimore, Md. (Brewster Academy [N.H.])
5	C.J. Washington*	F	Sr.	6-7	230	Stringtown, Okla. (Connors State JC)
12	Jarrold Kruger#	G	So.	6-1	174	Topeka, Kan. (Kansas State University)
13	James Fraschilla^	G	Fr.	5-10	142	Dallas, Texas (Highland Park HS)
14	Carl Blair*	G	Jr.	6-2	205	Houston, Texas (University of New Orleans)
15	Tyler Neal*	F	So.	6-7	227	Oklahoma City, Okla. (Putnam City West HS)
21	Cameron Clark*	G	So.	6-6	198	Sherman, Texas (Sherman HS)
22	Amath M'Baye#	F	Jr.	6-9	214	Bordeaux, France (University of Wyoming)
24	Romero Osby	F	Jr.	6-8	232	Meridian, Miss. (Mississippi State University)
31	Barry Honoré*^	F	Sr.	6-7	270	Garland, Texas (Southern University)
32	Casey Arent	C	Jr.	6-10	227	Penryn, Calif. (Sierra College)

ALPHABETICAL

No.	Name	Pos.	Cl.	Ht.	Wt.	Hometown (Last School)
32	Casey Arent	C	Jr.	6-10	227	Penryn, Calif. (Sierra College)
14	Carl Blair*	G	Jr.	6-2	205	Houston, Texas (University of New Orleans)
21	Cameron Clark*	G	So.	6-6	198	Sherman, Texas (Sherman HS)
4	Andrew Fitzgerald**	F	Jr.	6-8	247	Baltimore, Md. (Brewster Academy [N.H.])
3	T.J. Franklin^	G	Sr.	5-11	175	Fort Worth, Texas (North Crowley HS)
13	James Fraschilla^	G	Fr.	5-10	142	Dallas, Texas (Highland Park HS)
1	Sam Grooms	G	Jr.	6-1	203	Greensboro, N.C. (Chipola College [Fla.])
31	Barry Honoré*^	F	Sr.	6-7	270	Garland, Texas (Southern University)
12	Jarrold Kruger#	G	So.	6-1	174	Topeka, Kan. (Kansas State University)
22	Amath M'Baye#	F	Jr.	6-9	214	Bordeaux, France (University of Wyoming)
15	Tyler Neal*	F	So.	6-7	227	Oklahoma City, Okla. (Putnam City West HS)
24	Romero Osby	F	Jr.	6-8	232	Meridian, Miss. (Mississippi State University)
2	Steven Pledger**	G	Jr.	6-4	222	Chesapeake, Va. (Atlantic Shores Christian School)
5	C.J. Washington*	F	Sr.	6-7	230	Stringtown, Okla. (Connors State JC)

* Letters earned at Oklahoma

^ Walk-on

Sitting out the 2011-12 season due to NCAA transfer rules

STAFF

Head Coach: Lon Kruger (Kansas State '75)

Assistant Coaches:

Chris Crutchfield (Nebraska-Omaha '92)

Steve Henson (Kansas State '90)

Lew Hill (Wichita State '88)

Director of Operations:

Mike Shepherd (Kansas State '98)

Video Coordinator:

Scott Thompson (Mississippi '02)

Director of Student-Athlete Performance:

Jozsef Szendrei (Oklahoma '03)

Trainer: Alex Brown (Appalachian State '79)

PRONUNCIATION GUIDE

Casey **Arent**: ARNT

James **Fraschilla**: frush-SHILL-UH

Barry **Honoré**: ahn-o-RAY

Amath M'Baye: ah-MOTT EM-by

Romero **Osby**: AHZ-bee